



Pressing for Excellence



Classic Men's and Ladies' wear

BRISAY

BRISAY-Machines included

Table of Contents

Overview of applications.....	3 - 6
Grid Plates.....	7
BRISAY SC / VC Series.....	8 - 11
Fusing Machines.....	12 - 31
Jacket and Coat / DB Underpressing	32 - 46
Jacket and Coat / DB Finish.....	47 - 60
Trousers Underpressing	61 - 63
Trousers Finish	64 - 69
General Advantages of BRISAY	70 - 73
Technical Data.....	74 - 82
BRISAY programming units.....	83

Fusing Machines

Fusing Machine Portfolio	14 - 15
VEIT Connectivity	16
Industry 4.0.....	17
Fusing Machine FM Series	18 - 26
Options for the FM Series	26
FuseMaster BX 600/1000 Serie.....	27
Options for the FM and BX Series	28
Loading Systems for FM and BX Series.....	29
AX 450 / 450 C	30

Overview of applications – Jacket and Coat Underpressing

Production of Small Parts

Opening of front and lateral part seams	
BRI-110E/101 Classic33
<i>Alternative:</i> VEIT Uniset CN S 130x65 Basic33



Finish of flaps	
BRI-370/101 Premium33



Production of Front and Back Parts

Finish of pockets	
BRI-2068 SC34



Form pressing of left & right jacket front part (BRI-600) resp. form pressing of left & right coat front part (BRI-605M VC)	
BRI-600/101 Premium35
BRI-600/201 Premium35
<i>Alternative:</i> BRI-605M VC Classic35



Opening and pressing of back centre and side seams	
BRI-585 VC36
BRI-585C/101 Premium (180°-Carousel)36
<i>Alternative:</i> BRI-158/101 Basic36
VEIT Uniset CN S 130x65 Basic36



Opening and pressing of shoulder seams	
BRI-550 SC38
<i>Alternative:</i> BRI-160/101 Basic37



Folding and pressing of jacket hems	
BRI-500/101 Classic38
<i>Alternative:</i> VEIT Uniset CN S 130x65 Basic38



Fusing-in of shoulder pads including form pressing and special shaping of shoulder bone area	
BRI-651/101 Classic39
<i>Alternative:</i> BRI-166/101 Basic39



Production of Linings and Collars

Pressing of inner lining incl. pockets	
VEIT Uniset CN S Basic40



Pressing collars and gorge seams	
VEIT Uniset CN S 130x65 Basic	
Collar buck outseam40



Production of Sleeves

Opening of elbow seams	
VEIT Uniset CN S 130x65 Basic	
with sleeve buck special41



For open sleeve processing: Opening and pressing of elbow seams; pressing of sleeve hems and vents	
BRI-433 VC41
BRI-433C/101 Premium (180° Carousel)42



For closed sleeve processing: Opening and pressing of left and right front and elbow seams in one operation including shaping effect of front sleeve seams	
BRI-430 VC42
<i>Alternative:</i> BRI-170/101 Classic43



Assembly

Opening seams on left and right front edge including lapel peak and hem	
BRI-130/101 Basic44
VEIT Uniset CN S 130x65 Basic with edge buck43



Three working operations with one machine: Finish of collar, lapel and facing including fullness distribution in the lapel area and the forming of the front edge to the body	
BRI-302/201 Premium men's wear45



Armhole creasing	
BRI-2065 SC44



Opening of sleeve head seams	
BRI-165/101 Classic46
BRI-165/102 Classic46



Production of left and right front and back panel incl. shaping effect	
BRI-1220/101 Classic (120° Carousel)46




Overview of applications – Jacket and Coat Finish



Finishing

Finish of left and right front and back panel


incl. shaping effect

BRI-1200/101 Premium	48	
BRI-1300/101 Premium	48	


Finish of left and right front panel incl. shaping effect

BRI-1200/101 Premium	48	
BRI-1300/101 Premium	48	
BRI-1220/101 Classic (120° Carousel)	46	
BRI-1005 VC	49	
BRI-1005M VC	49	
BRI-1005C & 1005A Premium	49	
BRI-2000 VC	50	


Finish of left and right back panel incl. shaping effect

BRI-1300/101 Premium	48	
BRI-1220/101 Classic (120° Carousel)	46	
BRI-1105 VC	49	
BRI-1105M VC	49	
BRI-1105A Premium	49	
BRI-2000 VC	50	


Finish of collar and lapel incl. crease in collar and lapel

BRI-710E/201 Classic	50	
Alternative: BRI-710/101	50	


Finish of complete shoulder area incl. shaping effect

BRI-1920/101 Premium	51	
BRI-1920E/202 Classic	52	
Alternative: BRI-166/101 Basic	52	


Creasing of armhole area

BRI-2065 SC	52	
Alternative: BRI-2068 SC	53	


Complete sleeve finish and armhole creasing

BRI-1810/302 Classic	54	
BRI-890/111 Basic	55	

Finish of collar, lapel and facing incl. shaping and pre-shaping of edge

BRI-950 VC	53	
----------------------	----	---

Finish of elbow seams also with buttons

BRI-860 VC	55	
----------------------	----	---

Finishing front sleeve seam

BRI-862 VC	56	
----------------------	----	---


Finish of lapel incl. shaping effect

BRI-905 VC	56	
BRI-905C/101 Premium (180° Carousel)	56	

Finish of jackets and blazers

VEIT Varioset Premium men's wear		
Finish Ironing Table	58	


Finish of lining for jackets and blazers

VEIT Varioset Lining Ironing Station Premium convex/ concave	57	
--	----	---

Finishing of Sport-, Casual-, Jeans Jackets and Casual Coats

VEIT 8363 Classic	58	
-----------------------------	----	---








Finishing of T-Shirts, polos, blouses, dresses, skirts, blousons, jackets, sport jackets, coats

UF 30	60	
-----------------	----	---




Overview of applications – Ladies' Wear (DB) Underpressing



Production of Parts

Opening side seam and chest dart (front)	
BRI-110E/101 Classic	33
<i>Alternative: VEIT Uniset CN S 130x65 Basic</i>	<i>33</i>
	
Pockets and diverse operations	
BRI-2068 SC	34
<i>Alternative: VEIT Uniset CN S 130x65 Basic</i>	<i>33</i>
	
Opening of seams at back, centre and sides	
BRI-158/101 Basic.	36
	
Opening and pressing of shoulder seams	
BRI-550 SC	38
<i>Alternative: BRI-160/101 Basic</i>	<i>37</i>
	
Pressing collars and gorge seams	
VEIT Uniset CN S 130x65 Basic with collar outer seam buck	40
	
Opening seams on left and right front edge incl. lapel peak and hem	
BRI-130/101 Basic.	44
	
Ironing of sleeve head seams and / or shoulder	
BRI-166/101 Basic.	52
	

Pressing of Garment Body










Pressing of left and right front and back part	
BRI-1220/101 Classic	46
BRI-1005 VC	49
BRI-1005M VC	49
BRI-1105 VC	49
BRI-1105M VC.	49
	

Fabrication of Sleeve Parts

Opening and pressing of both front seams and elbow seams incl. shaping effect for front sleeve seam	
BRI-430 VC	42
<i>Alternative: BRI-170/101 Classic.</i>	<i>43</i>
	
Production of upper sleeve part and creasing of arm- hole area	
BRI-2065 SC	44
	

Overview of applications – Ladies' Wear (DB) Finish


Finishing

Finish of left and right front panel incl. shaping effect	
BRI-1200/101 Premium	48
BRI-2000 VC	50
	
Finish of left and right back panel incl. shaping effect	
BRI-1300/101 Premium	48
BRI-2000 VC	50
	
Complete sleeve finish and armhole creasing	
BRI-1810/302 Classic	54
	
Complete sleeve finish: holding flat of the sleeves, manual finishing of the upper sleeves, simple arm-hole creasing, pressing of the sleeve lining	
BRI-890/111 Basic.	55
	
Finish of complete shoulder area incl. shaping effect	
BRI-1920E/202 Classic	52
	
Armhole creasing & finish of various parts	
BRI-2068 SC	53
	
Finishing of collar, lapel and facing incl. shaping and pre-shaping of edge	
BRI-950 VC	53
	
Finish of sleeve seams also with buttons	
BRI-860 VC	55
	
Finishing front sleeve seam	
BRI-861 VC	55
	


Overview of applications – Ladies' Wear (DB) Finish (continued)

Finishing

Finish of jackets, blazers, suits

VEIT Varioset Premium Finish Ironing Table	58	
<i>Alternative:</i> VEIT 8363 Classic	58	
VEIT 8430 Basic	60	

Ironing of lining

VEIT Varioset Premium Lining Table convex/concave	57	
--	----	---

Finishing of T-Shirts, polos, blouses, dresses, skirts, blousons, jackets, sport jackets, coats

UF 30	60	
-----------------	----	--


Overview of applications – Trousers Underpressing

Production of Parts

Opening inside seams and side seams


VEIT Uniset S Basic with one swivel arm	62	
VEIT Uniset S Classic	62	
BRI-188/201 Classic	63	


Opening of trouser seat seam


BRI-180/101 Basic	63	
-----------------------------	----	---

Overview of applications – Trousers Finish


Finishing


Finishing and pressing of trouser hems and creases BRI-200/101 Basic	64	
--	----	---


Finishing trouser legs and creases BRI-222 VC	65	
---	----	---


Finishing and shaping of trouser top BRI-235 VC	66	
BRI-231 SC	66	
BRI-2390/211 Basic	66	

Finishing and pressing of trouser top creases BRI-248 SC	67	
--	----	---

Universal Finishing Operations BRI-2068 SC	67	
--	----	---

Finish of the hip and waist area of casual trousers VEIT Varioline S+B Classic	68	
<i>Alternative:</i> Uniset S+B Basic	68	

Finishing of the hip and waist area of classical and casual trousers VEIT Varioline S+B 130x65 Classic	68	
--	----	---

Finishing of the hip and waist area of trousers VEIT Varioset S+B Premium Hip-Bow Ironing Table	69	
--	----	---

Finishing of complete Trousers VEIT Varioset S+B Premium Trousers Leg Ironing Table	69	
--	----	---

Grid Plates

The long-life alternative to traditional cover materials:



BRISAY ironing machines are equipped with an elaborate cover system which has been optimized over decades. This cover system ensures optimal ironing results.

However, the life span of such a cover is limited. Depending on usage, the covers need to be renewed regularly after 3-6 months.

In many production plants, fitting the cover constitutes a problem:

- › Quality problems. If staff is not adequately trained, the combination of the various layers of the cover system will not be correctly fitted leading to bad pressing results
- › Extra hours. Covers must be fitted out of production hours, thus requiring technicians to work overtime
- › Cost of cover materials
- › Decreasing quality. Material fatigue starts already after approximately half the cover's life span
- › Duplicate work. When fixing the cover or cleaning the fine wire mesh, marks may be caused which are then difficult to remove. Often, the wire mesh has to be replaced entirely, thus causing additional costs and extra working hours

**That is why we have developed an alternative:
The Grid Plates with specially coated surface.**

- › Special "sandwich" structure. The structure of the intermediate layer of the grid plates ensures a more homogenous distribution of steam, compressed air and vacuum as compared to standard covers
- › No marks. Marks are avoided because there is no uncontrolled evaporation of steam
- › Unlike with regular covers, there is no Moiré effect when using grid plates
- › Most garments can be ironed to a higher degree of dryness

Improved quality through:

- › Mistakes in the combination of the various layers of the cover system and thus bad pressing results are avoided
- › Special shape: Homogenous finishing results; equal pressure at any point of the buck

You will cut costs due to:

- › Long life span – minimum of five years (at 600 pcs/day and adequate use)
- › Grid plate can be reprocessed and recoated
- › Within 30 minutes, you can exchange your old cover against the new grid plates
- › No modification of the machine is required

The range of grid plates will be continuously enhanced. If grid plates are available for your machine type, please see page 71-73. For more information please contact info@veit.de

BRISAY

Taking pressing to the next level

BRISAY VC Series (Vertical Closing)

SERIE SC / VC

Maximum pressing efficiency
thanks to extremely fast movement
of the machine

Maintenance-free distance control
of the upper buck due to contact-free
position sensing

Optimal precision at maximum speed
through hydraulically cushioned cylinders



With the new SC/VC series by BRISAY, we have designed an innovative machine generation that is both easy to operate AND offers a multitude of sophisticated features. This machine allows highest efficiency and quality in the pressing process combined with an extraordinary flexibility in use and service.



Operator-friendly 5.7" control panel
with colour touch display

No pneumatic adjustments
required at production plant



100 % repeatability exactness of the pressure applied and perfect pressing results thanks to ultra-fast pressure changes with Piezo technology

Maximum safety for the operator:
An emergency stop-function will immediately depressurize the entire machine after the movement was stopped for safety reasons



No waiting times for machine start thanks to DMC (direct machine control) – Even after an emergency stop, the machine is ready-to-operate within less than a second

Modular concept
of all process components for easy upgrading and optimising with SC/VC serial options



eMotion
more performance
more quality
less energy

New eMotion system for all machine series

BRISAY

Taking pressing to the next level

BRISAY SC Series (Scissor Closing)

Perfect processing, even of delicate fabrics:
Analog distance control and pressure control **without** spring balancing and manometer display

Operator-friendly 3.5" control panel
with colour touch display



Easy control of production quality:
program parameters can be retrieved, set and transferred via bluetooth (mobile phone, tablet and PC)

Optimal precision at maximum speed
through hydraulically cushioned cylinders



eMotion
more performance
more quality
less energy

New eMotion system for all machine series

When Flexibility meets Perfection ...

Positioning speed of upper buck individually adjustable at any time during the pressing process. Speed can also be set separately for every program.



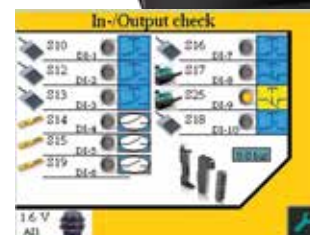
When Simplicity meets Quality ...

Easy access for maintenance and servicing.
No pneumatic adjustments required during production.

When Innovation meets Functionality ...

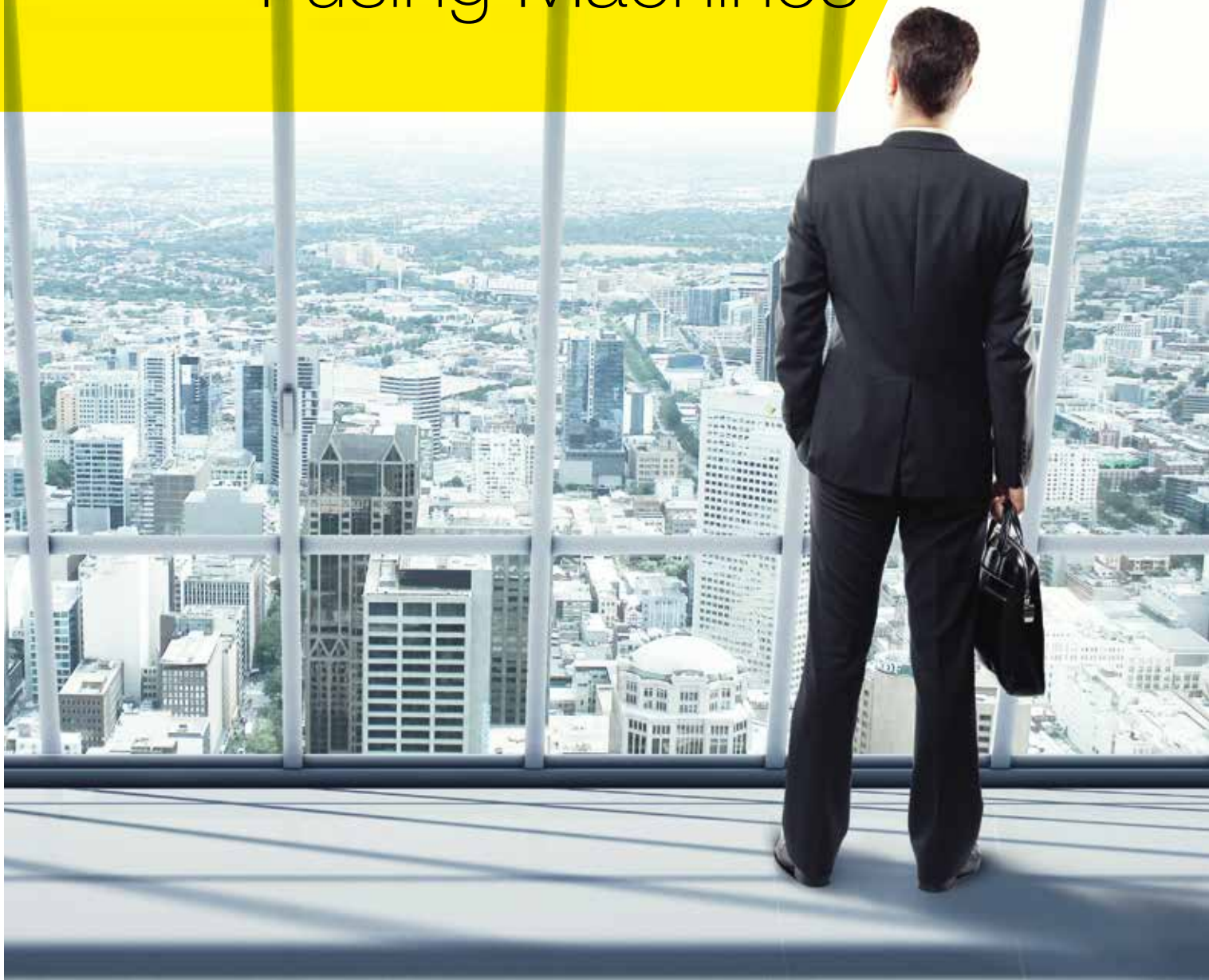
The well-established BRISAY control panel now comes in colour and with a **more intuitive approach**. Fast 400 Mhz control with colour display, ethernet, USB and WLAN interface. Remote control of machine possible. 5.7" colour touch display.

Visual fault diagnosis system for direct monitoring of electronic components without time-consuming trouble shooting.



... it is „Taking pressing to the next level“

Fusing Machines



veit FUSING



VEIT - The future of fusing technology.

15 years ago, we acquired the fusing technology division from Kannegiesser. And we have been continuously enhancing the machines ever since – to reach a perfect synthesis of Kannegiesser and VEIT, of technology and innovative strength. As of 2016, our fusing machines will bear only one name: VEIT.

THE VEIT FUSING MACHINE PORTFOLIO

For every requirement the best solution.

AX 450 – The fully-fledged fusing machine for **shirts** and **outerwear**



AX 450

- › working width 450 mm (17.72 inch)
- › upper and lower heating zones, thermostat-controlled (**600mm - 23.62 inch**)
- › pressure system up to a maximum of 33 N/cm²
- › ideally suitable for waistband fusing, small batches, laboratories and roll-to-roll fusing
- › in-line fusing

AX 450 C

- › Working width: 450 mm/17.72 inch
- › **NEW: pneumatic pressure system**
- › Upper and lower heating zones, thermostat-controlled (600 mm/23.62 inch long)
- › Pressure system up to 43 N/cm²
- › Ideal for in-line fusing

BH 600 – The lean-production for **shirts**



- › working width 600 mm (23.62 inch)
- › upper and lower heating zones, individually adjustable (**length: 600 mm - 23.62 inch**)
- › ideal for dress shirt collars and cuffs
- › loading directly at the machine
- › optional stacker
- › water cooling system

BX 600/1000 – The universal solution for **shirts** and **outerwear**



- › working width 600 mm or 1000 mm (23.62 inch or 39.37 inch)
- › upper and lower heating zones, individually adjustable (**length: 800mm - 31.50 inch**)
- › single or double pressure system in various degrees of hardness
- › reliable and easy to operate
- › perfectly suitable for small (600 mm - 23.62 inch) to medium-sized production plants (1000 mm - 39.37 inch)
- › gauges for electric or pneumatic failures (diagnostic system)

FM 10/14 – For highest demands for shirts and outerwear



- > ideal for all shirt fabrics (FM 10) and outer fabrics (FM 10/14)
- > feeding belt 1400 mm (55.12 inch), for long parts
- > separate feeding and transport belts, "cool feeding"
- > special insulation, little heat radiation
- > upper and lower heating individually controlled, with temperature limiters **(1000 mm - 39.37 inch long)**
- > separate heating zones selectable, TOP (shirt), BOTTOM (outerwear)
- > special speed-heat up function, for fast heating of the machine
- > touch screen for program storage and service functions
- > optional air and compression cooling
- > short (800 mm - 31.50 inch) or long (1400 mm - 55.12 inch) cooling belt
- > failure diagnostic system



FM 14L/16 – The most productive solution for outerwear

Benefits as for FM 10/14, plus:

- > ideally suited for coats, winter fabrics and block fusing
- > extended heating zone, increased productivity **(length 1400 mm - 55.12 inch)**
- > three heating zones, more gentle heating
- > for large-scale production or centralised fusing
- > ideal for combination with feeding systems (FE-L, ET)



VEIT CONNECTIVITY

The intelligent control of the VEIT FM/LM series allows a multitude of possibilities to integrate the fusing process holistically into your production.

VEIT Connectivity offers a two-way communication tool with screen transmission and remote access to the FM/LM control.

Only you have digital access to your machine. Our VEIT service can only access your machine and support you directly if you set this manually.

Your possibilities

- › You can ensure consistent quality in your processes by recording the process parameters.
- › You can integrate the machine into your company network to be able to read out all decisive parameters such as press pressure, temperature, throughput time and the selected programme.

VEIT Remote Service

- › In the event of a malfunction, our VEIT Remote Service makes it possible for our service staff to get a first impression via an online connection.
- › In many cases, this avoids the need for a service technician on site and the associated long downtimes.

Additional applications

- › Diagnostic possibility
- › Elimination of faults
- › Support with commissioning, configuration and programming
- › Support of a technician on site

Advantages

- › Cost minimisation through increased availability, faster diagnosis and troubleshooting in the event of a malfunction
- › Digital quality assurance
- › Hotline support with our machine specialists
- › Secure connection solution



INDUSTRY 4.0

VEIT wants to make their customers' fusing operations as easy as possible by offering intelligent process solutions.

With garment production cycles becoming faster and faster, requirements for an efficient system to process materials are constantly increasing.

VEIT Fusing 4.0

“VEIT Fusing 4.0” provides a decentralised control of the fusing process in a network where the machine can communicate with other machines, the goods and itself. VEIT's FM Fusing Machine with the „VEIT Fusing 4.0“ technology is ready to meet all the requirements of intelligent manufacturing and allows its users to benefit in their production process from many of these advantages right now – even without being completely interconnected.

Process parameters

The machine itself can maintain the fusing result at a consistent level at all times by monitoring and intelligently adjusting all process parameters. Thanks to the recording of the said parameters, the manufacturer can prove the consistency of his products.

VEIT Predictive Maintenance

“VEIT Predictive Maintenance” – All VEIT machines with 4.0 technology permit the compilation of a detailed service report.

Advantages

- › Manufacturing of customised products at cost of mass production
- › Reduced energy cost („gradual warmups“)
- › Low error rate by unambiguous identification of the goods and therefore high variability at short notice and low unit cost
- › Retrieving of production data from central server and collection of data from the manufacturing environment
- › Availability of current process data plus decentralised generation of control commands (fast reaction to unplanned events)
- › Efficient, flexible process coordination
- › Accurate fine-tuning of processes through automated exchange of user-specific operational information
- › Allows quality assessment through retrospective production data analysis

FUSING MACHINE FM

Design meets ergonomics.

Optimal adjustment
of pressure system (soft, medium)
and heating sequence (top, bottom)
to the materials to be processed

Perfectly designed service concept
allows easy and regular
cleaning of machine

Visibility and accessibility

- › Improved access to smoothing device due to reduced machine width in the area of the cooling belt
- › Optimised viewing window for better visibility of the goods

Optimal fusing

thanks to exact temperature control directly at the belt



Consistent fusing quality
due to optimized cleaning of
the belts both on the
inner and the outer side.
Consequently, considerably
less contamination of roller
and fusing material

Lowest possible energy consumption
due to:

- › Separate feeding belt, no cooling of transport belt outside of machine
- › Decoupling of heating zones from machine frame
- › Enclosure of the complete machine to avoid draughts and reduce heat loss



Consistent fusing results
due to consistent pressure over the entire operating width

- Control**
- › Capacitive touch display for easier operation
 - › User-optimised user interface
 - › Diagnostic and remote service capability
 - › Rotatable and tiltable display

- Functionality**
- › Removable feeding element FE for uncomplicated installation in confined spaces
 - › Start-stop function of the input belt in case of deviation from the set fusing parameters

Reduced wear and tear of belt
through contact-free belt control

- Ergonomics**
- › Weight savings on side panels for easier maintenance
 - › Reduced basic machine height
 - › Easy access to power supply
 - › Reduced environmental temperature due to separate and cool input belt

THE HEATING CONTROL SYSTEM

Outstanding fusing results thanks to an extremely precise control of the two important fusing parameters – temperature and pressure

Modern high-tech interlinings often have only a rather small temperature range for optimal bonding with the glue. Consequently, exact temperature control today is far more important than ever before. To meet these requirements, VEIT has developed a new, innovative heating control system.

The new control element measures the temperature directly at the belt and therefore reacts extremely fast to any changes. The pre-set temperature can be maintained at a constant level and be precisely controlled. In combination with the tried-and-trusted VEIT heating units and the geometry of the heating zones, the adhesive's flow properties are perfectly set for further processing.

The Heating Element

For perfect heat radiation, stability over the entire width of the machine is essential. The heating element's aluminium construction absorbs only little energy, thus allowing best possible heat transfer to the fusing material.


Configuration of heating zones BOTTOM or TOP

Different applications require individual technical solutions. The design of the heating element when fusing outerwear parts will differ from the layout for an application in shirt fusing. Perfect adjustment of the heating zone is essential for successful fusing. VEIT's configurable heating zones are the answer to this challenge. This unique technology allows optimised adjustment of the fusing machine to the individual application.

Benefits

- › Even temperature transfer to the whole fusing area
- › Minimum loss of heat thanks to optimum heat control
- › Fast adjustment to changes in temperature with no loss of time
- › Exact temperature control without any significant deviations
- › Targeted heat transfer without loss of energy thanks to special insulation


Efficiency meets perfection.




Bottom of FM 10 / FM 14



Top of FM 10 / FM 14



Bottom of FM 14L / FM 16



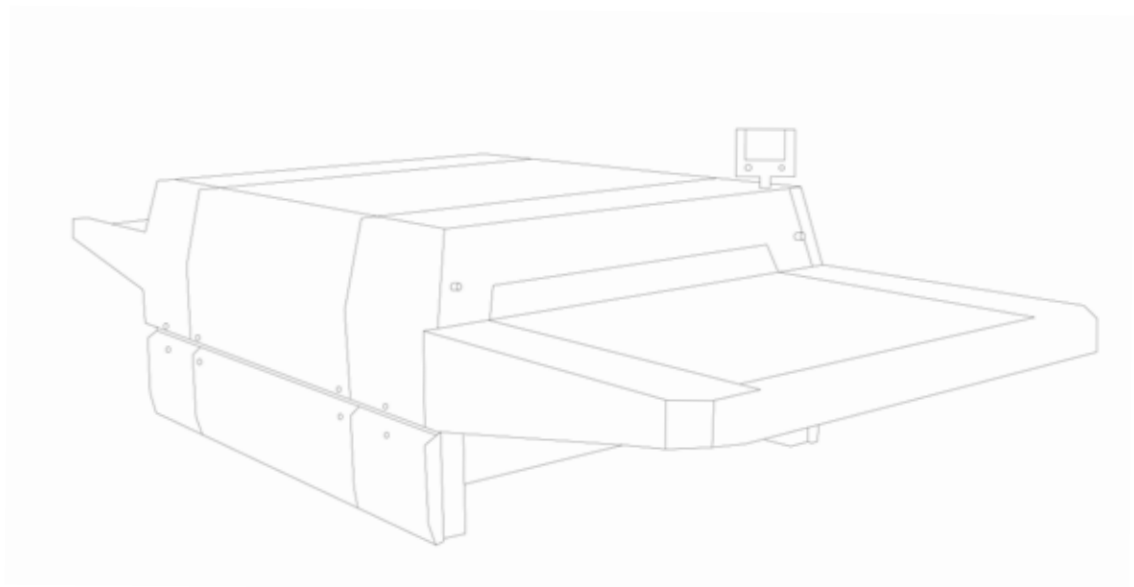
Top of FM 14L / FM 16

Heating zone 3/2 and 4/3 bottom/top

For fabrics and interlinings in outer wear the 3/2 and 4/3 bottom/top arrangement brings perfect results. The upper fabric is gradually warmed by the first lower heating zone, limiting shrinkage to a minimum. Heavier fabrics also react positively to this arrangement of heating elements.

Heating zone 2/3 and 3/4 top/bottom

The 2/3 and 3/4 top/bottom arrangement of heating elements is the standard layout at the FM for shirts and sportswear. The initial upper heating zone melts the adhesive to the interlining. The extended lower heating zone then draws it downwards into the upper fabric.

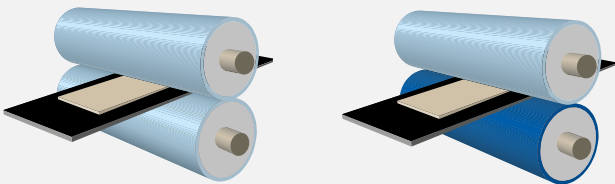


PRESSURE SYSTEMS

The FM 10/14/14L/16 pressure system

VEIT technology plays a leading innovative role in sensitive pressure systems:
 We have developed and patented modular pressure and double pressure systems that exactly meet the user's individual requirements thanks to special configurations.

Standard pressure system C



C S (soft)

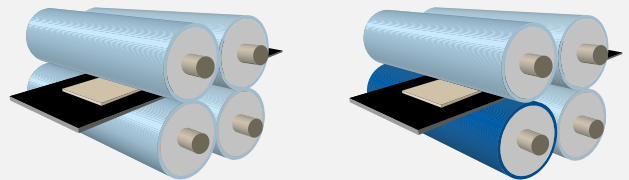
Designated use: Pressure-sensitive materials in outer wear (in particular men's and ladies' wear and casual shirts)

C M (medium)

Designated use: Men's wear (highly twined) and dress shirts

- › Ideal combination of roller hardness for each purpose
- › Different roller combinations for outerwear and shirts

Double pressure system CU



CU S (soft)

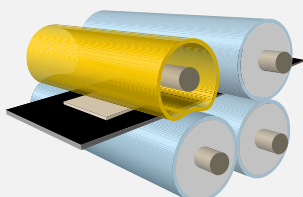
Designated use: Pressure-sensitive materials in outer wear (in particular men's and ladies' wear and casual shirts)

CU M (medium)

Designated use: Men's wear (highly twined) and ladies' wear and dress shirts

- › Proven performance in particular with difficult-to-fuse combinations of fabrics and interlinings
- › Universally applicable since the two pressure systems can be operated independently or in tandem
- › Both pressure systems can be adjusted individually
- › Better adhesion of thick interlinings and upper fabrics when using both pressure systems
- › All qualities can be easily processed, from very thin to very heavy interlinings

Double pressure system CFC – FLEXO



CFC

Designated use: Pressure-sensitive and heavyweight materials which are prone to compress during fusing

- › Patented VEIT double pressure system CFC, specifically for delicate fabrics
- › Air-filled roller allows very gentle fusing thanks to even pressure distribution over the whole fusing area
- › Both pressure systems can be adjusted individually

THE CONTROL PANEL

Never before has a fusing machine been so easy to operate

Focussing on the essential and combining it with an intuitive operation – these have been our goals in designing the new 7" colour touch screen control panel.

All the relevant fusing parameters are available at a single glance on the modern, user-friendly display. In the event of a parameter digressing from the pre-set values, say

temperature is too low, the font colour turns into red and the feeding belt stops further feeding into the machine.

In addition, fusing programs can be created and saved in the control panel. They can then be copied to other FM fusing machines via USB port.



- > Language selection
- > USB port for making program copies
- > Diagnostic system for the proper functioning of heating elements, compressed air supply, belt running, error log

Set temperature of first heating zone

Actual value of first heating zone

Contact pressure of first pressure system displayed in bar or N/cm²

Belt speed in m/min and seconds

Stand-by function for energy-saving during breaks

Heating on/off

Cool-down function for cooling the belt and cleaning

Actual value of second heating zone

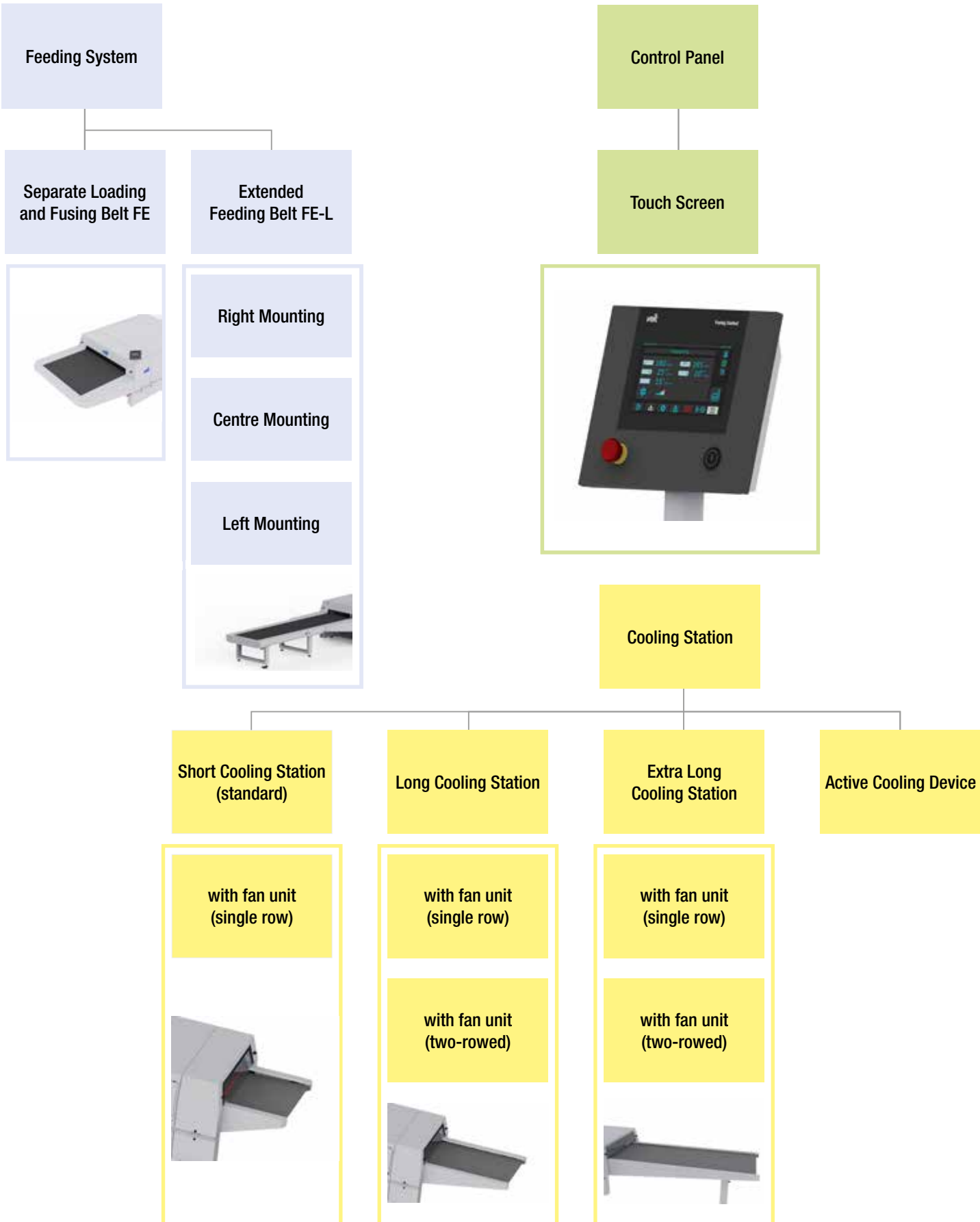
Set temperature of second heating zone



Contact pressure of second pressure system displayed in bar or N/cm²

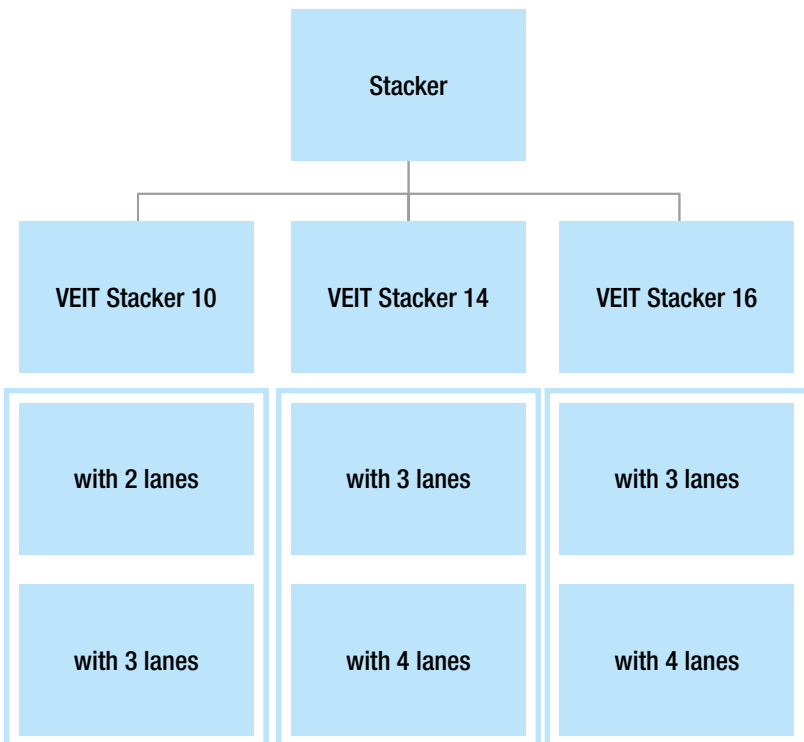
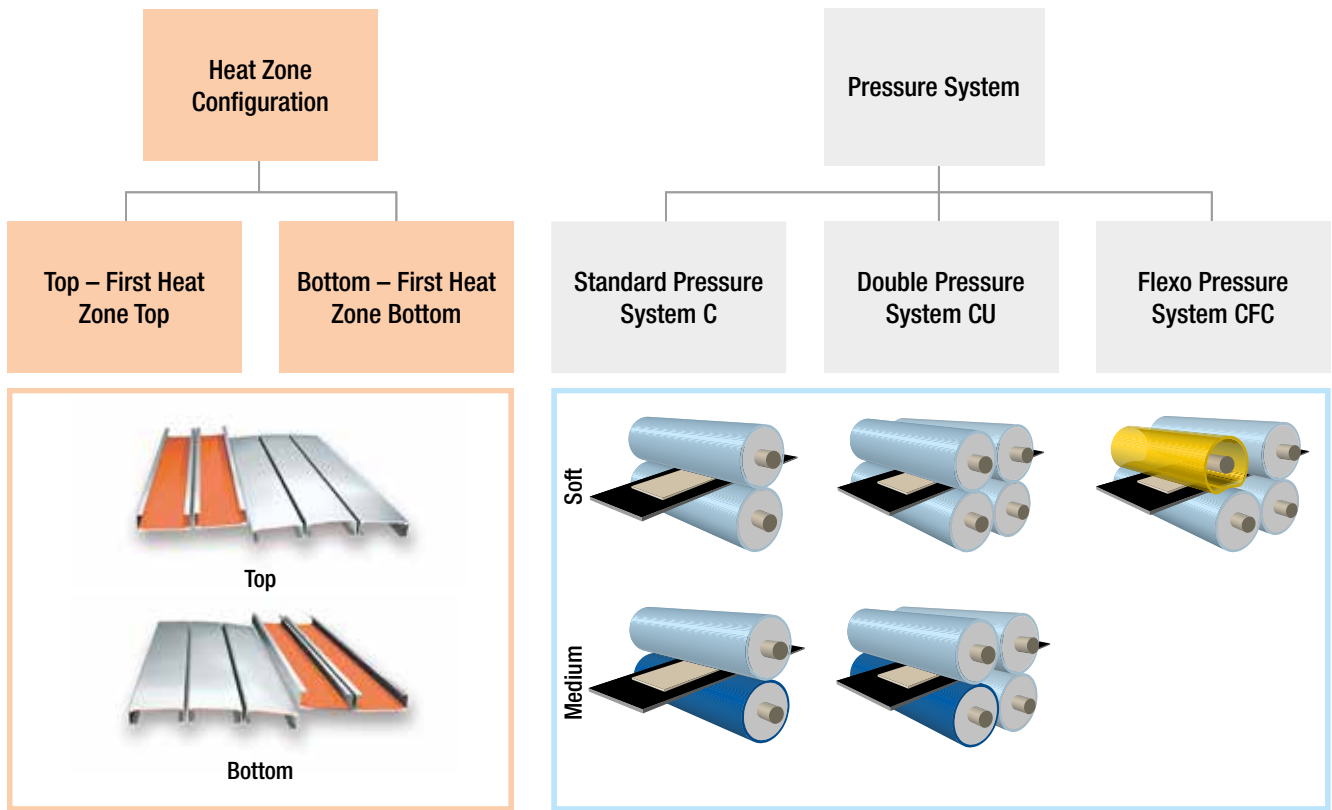
FUSING MACHINES

FUSING MACHINES



FM 10 / FM 14 / FM 14L / FM 16

FUSING MACHINES



veit FUSING

VEIT - The future of fusing technology.

15 years ago, we acquired the fusing technology division from Kannegiesser. And we have been continuously enhancing the machines ever since – to reach a perfect synthesis of Kannegiesser and VEIT, of technology and innovative strength. As of 2016, our fusing machines will bear only one name: **VEIT**.

ERGONOMICS AND VISIBILITY


Everything in view and easy to reach

In the design and construction of the FM/LM series, particular attention was paid to further optimising the ergonomic wishes of our customers.

In addition to reducing the basic height of the machine series, the important points for the production process were made more accessible and visible.

The area of the transfer from the feeding element FE to the conveyor belt was adapted so that the materials can be better observed during the transfer. This helps to prevent misfixing.

The enlarged rear flap allows a clear view of the smoothing device and the transfer to the cooling belt, and thus an immediate visual check of the fusing results. In combination with the reduced machine width in the area of the cooling station, accessibility to the smoothing device has been made much easier.



Options for the FM Series

Winding and rewinding device WR 16

The winding and rewinding device is the perfect addition to your VEIT laminating or fusing machine. A fully automatic process of unwinding individual rolls, then rewinding into a single roll after the laminating or fusing process.

Advantages:

- › Perimeter controlled technology for tension-free material handling and easy roll change
- › Smooth and precise electrical motor control of all machine movements
- › The control panel provides easy operation of the process sequence and speed control
- › Complete process of fusing / laminating / pre-shrinking
- › Optical web edge detection
- › Integrated cutting device
- › Roll width up to 1600 mm
- › Various versions:
 - 2 to 1
 - 3 to 1
 - 5 to 1

FuseMaster BX/BXT 600, BX/BXT 1000 Serie



The compact solution!

Designed for daily use in outerwear or dress shirt productions. This sturdy and reliable machine is the optimal solution in both cases.

Advantages:

- > Sturdy, compact design requires minimal floor space
- > Extended heat chamber
- > Rapid machine warm-up
- > Totally reliable and adjustable/maintains accurate temperature and pressure

The Control Unit:

Control of the fusing parameters is of utmost importance in a fusing machine, where all important details can be overseen in a clear and readable manner. Fluctuations in temperature are highlighted to draw quick attention.



Advantages:

- > Separately controlled and adjusted upper and lower heat zones, individually adjustable for various fabric and interlining combinations
- > Clear, simple color display with temperature control to prevent too low or too high temperatures
- > Diagnostic system for belt progression, electrical supply and compressed air supply



The Heating System:

As with all continuous VEIT fusing machines, our special heating elements play an important role. Clearly defined heat zones provide for optimal fusing results.

Advantages:

- > Uniform surface temperature due to curved heat zone
- > No gaps between heating elements, facilitating uniform heat distribution
- > Rapid temperature change
- > Specially insulated heating elements for minimal energy waste

The Pressure System:

The precise pressure for successful fusing of different interlinings and fabrics varies; therefore, a pressure system must be able to address these needs. The BX is the only fusing machine in its class offering a choice of two standard pressure systems to best meet the needs of our clients.

BX 600/1000 S (soft)


Applicable for pressure sensitive fabrics used in sportswear and especially in women's and men's apparel

BX 600/1000 M (medium)


Applicable for common fusing applications in goods with high-twist yarns and dress shirt industry

Advantages:

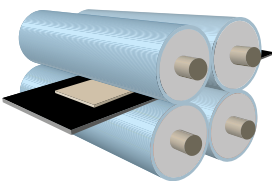
- > Roller combinations can be chosen between soft and medium
- > Fast exchange of pressure rollers possible at any time



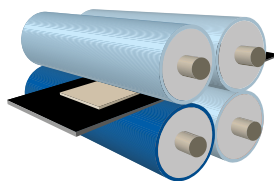
C S (soft)




C M (medium)



CU S (soft)



CU M (medium)



Options for the FM and BX Series

Return-to-Operator System (for BX)

A return-to-operator system is especially beneficial for smaller production runs, allowing a single operator to both load and unload the machine.

Advantages:

- > Ideal for minimal work space
- > Accommodates two independent operators



7" colour touch display (for BXT 600/1000)

All the relevant fusing parameters are available at single glance on the modern, user-friendly display.

Advantage:

- > Easy operating with new 7" colour touch display



Waistband Fusing Device (for FM and BX)

Continuous roll to roll fusing is possible for trouser and skirt waistbands.

Advantages:

- > All waistbands for one particular product are on one roll, maintaining product integrity
- > Fusing occurs according to a continuous sequence



Rotating Strip-Off Device (for FM)

Through rotation of strip-off device along the upper belt, pieces adhering to the belt are gently and effectively removed.

Advantages:

- > Gentle removal of pieces from the upper belt with rubber ridges
- > Unique design allows damaged ridges to be replaced individually without removal of the entire strip-off device, facilitating rapid and cost effective repair
- > Low maintenance



Lateral Loading Tables (for FM)

For preparation of oversized pieces, the fusing machine can be equipped with lateral loading tables.

Loading Systems for FM and BX

A loading system may be incorporated for even more efficient use of the fusing machine.



FE-L Loading System

The **VEIT FE-L** is an extended version of the FE loading belts in the FM series. The **FE-L** can either be added to extend the standard FE loading belts or can be installed instead of the standard FE loading belts. An extended loading zone allows for additional operators.

Advantages:

- › Foot switch can be used to start and stop the belt
- › Oversized pieces can be processed
- › Additional operators can be utilized for loading
- › FE-L can be installed on the FM
- › As an additional installation – 4400 mm (176 inch)
- › As the primary installation – 3000 mm (120 inch)

ET Timed Loading Belt

The **ET timed loading belt** is an additional function of the FE. As an accessory to the assembly belt, a timed belt acts as a buffer between the rapid speed of the loading belt and the slower moving feeding belt.

Advantages:

- › Choice of cycles including timed, continuous or coupled lanes
- › Pieces positioned precisely on a motionless belt
- › Independent functioning of adjacent belts
- › Automatic speed adjustment of the timing belt

V-AST Stacker

It is important that fused assemblies be handled gently to allow them to cool prior to further processing.

The **V-AST Stacker** guides the fused assemblies from the loading system's cooling belt of the BX or FM series to the unloading table. At this point the unloading table is activated by a sensor and moves under the piece until the entire length is transferred. Thereafter, the unloading table returns to its position under the belt to receive the next piece. This system is available for working widths 1000, 1400 and 1600, from two to four separate operating trays.



Advantages:

- › Automatic stacking of fused assemblies
- › Choice of various belt widths
- › Coupling of stacker lanes for extra wide pieces
- › Flat transfer of fused assemblies
- › Pieces placed in order
- › Pieces placed for precise bundling

AX 450 / AX 450 C



Despite its minimized dimensions, the **AX 450** offers the same attributes as the larger models. It can be utilized for fusing waistbands as well as full-fledged fusing of sportswear and dress shirts.

Advantages:

- > Full-fledged fusing for small production runs, labs or assembly lines
- > Requires no compressed air
- > Single phase electrical connection
- > Rolling stand design
- > Partial fusing capabilities

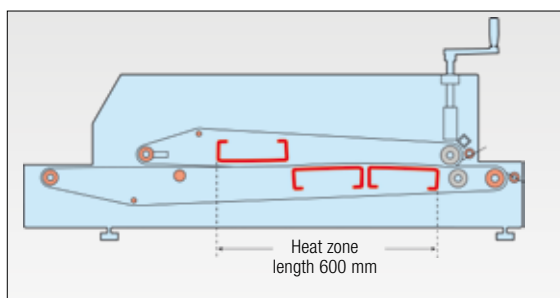


The Control Unit:

Even our compact fusing machine comes equipped with a full-fledged control unit.

Advantages:

- > Unique in its class, a diagnostic system for heating elements, motor control and belt control
- > Clear, simple color display for under or over heating
- > Calibrated thermostat, necessary for belt exchange or different belt types
- > Set/actual temperature monitoring



- Heating System
- Pressure System

The Heating System:

The heat technology and heat zone configurations are incorporated from our larger fusing machines, guaranteeing maximum quality.



Advantages:

- > Separate upper and lower heat zones
- > Proven VEIT surface heat technology with uniform surface distribution
- > Minimal energy usage, with each outlet serviced by 16 amp fuse
- > Panel heating elements provide specific heat transfer with minimal energy waste

AX 450 / AX 450 C

The mechanical Pressure System:

The **AX 450** has a sophisticated mechanical pressure system which operates without compressed air and yet delivers precise pressure. Pressure specifications are shown in N/cm², as requested by leading interfacing suppliers.



The pneumatic Pressure System

With the trend towards increasing individualisation, producing **small numbers** is becoming increasingly important **in shirt production**. Customised production of tailor-made shirts, too, results in a need for flexible production lines. With this fully-fl edged fusing machine, VEIT FUSING provides the possibility of decentralised fusing directly in the production line without any cut-backs in quality.

Options:

Unloading Slide

Accommodates large and small fused assemblies for cooling.



Waistband Fusing Device

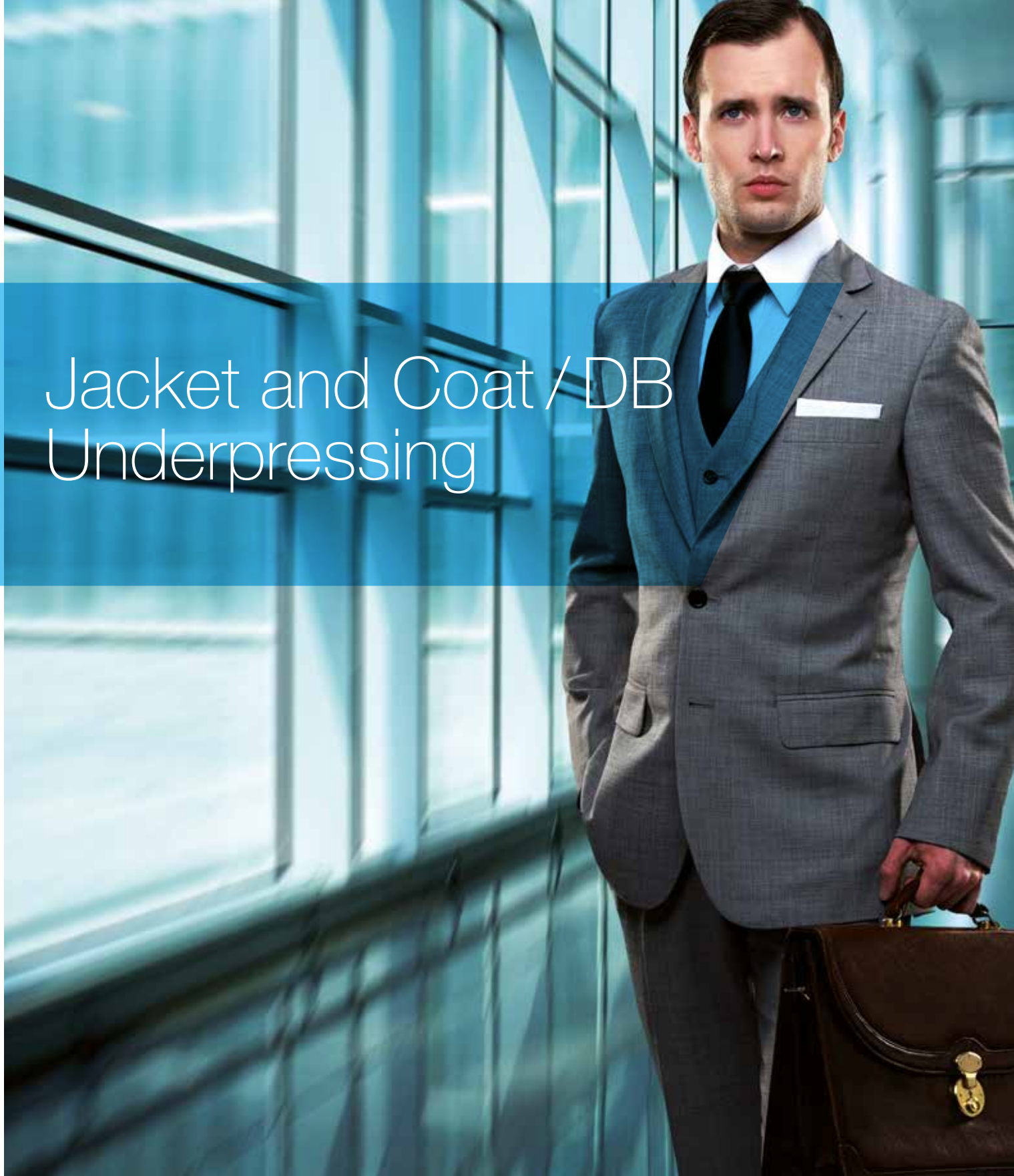
Various options are available for mechanical unwinding and rewinding for waistband fusing. The waistband fusing device may be operated individually or by two people. We further recommend a loading guide for accurate positioning of the face fabric and the interlining.



Mechanized Rewinding "Stretch"

We offer an electronically driven option for rewinding fused waistbands of elastic fabrics, eliminating stretch.

Jacket and Coat / DB Underpressing





BRI-110E/101 Classic

Ironing table for front and lateral part seams (incl. Iron BRI-1)

- > **Special ironing surface with slit for chest:**
Prevents deformation of the chest area
- > **Unloading station*:**
Optional separate stacking of left and right front parts:
Increases productivity
- > **Table extension* (additional place of deposit):**
Improves work station layout
- > **Programmable tape dispenser BRI-10 for 2 rolls* (automatically cuts fusing tape to preset lengths):**
Improves work station layout



Alternative:
VEIT Uniset CN S 130x65 Basic



BRI-370/101 Premium

Flap pressing machine

- > **Stainless steel template kit (4 parts):**
 - tailor-made for the customer
 - individually movable templates
 - for flap edging, additional lowering possible when loading
 - rapid exchange system
- > **Overlapping operational procedure:** Set of templates can be used for the next pair of flaps during the pressing cycle/
Increases productivity
- > **User-friendly 5.7" colour touch display** (see page 83)
- > **Separate program selection switch:**
Allows quick change of programs
- > **Flap ejector and collecting bin / Productivity**
- > **Automatic unloading and stacking device for flaps*:**
Productivity
- > **Additional exchangeable template holder (without templates)*:**
For a quick change



* optional



BRI-2068 SC

Mini-utility-pressing machine

- > **SC (Scissor Closing)**
Folding Arm Frame
- > **User-friendly 3.5" colour touch display** (see page 83)
- > **Steam edge suction:**
Prevents damage to previously finished pressing areas
- > **Automatic activation of blowing/suction while lifting the iron*:** Increases productivity
- > **Blowing/suction via switch rail***
- > **Manual operation via pedal**
- > **Analog distance control and pressure control without spring balancing and manometer display:**
Perfect processing, even of delicate fabrics / Variable adjustment of the distance between the pressing bucks to avoid marks and shine on all types of fabric
- > **Steam/blowing lower buck with pedal*:**
For pre-steaming or finishing of velvet fabrics

*optional




BRI-600/101 Premium


BRI-600/201 Premium

**Jacket front underpressing machine
(concave / convex pressing bucks)**


- > **Patented carriage system for left and right front parts / saves space**
- > **Concave pressing bucks:**
Ideal for carrying out various operations:
 1. Opening of side seams and chest darts by iron
 2. Insertion of plack piece incl. adhesive tapes
 3. Form pressing
- > **Vertical head buck closing:**
Even distribution of pressure onto the entire pressing surface and prevents displacement of the garment on the machine: Increases quality
- > **User-friendly 5.7" colour touch display** (see page 83)
- > **Separate program selection switch:**
Allows quick change of programs
- > **Steam edge suction:**
Avoids steam marks
- > **Fork for dart peaks*:**
Dart ends can be ironed more easily
- > **Programable tape dispenser BRI-10 for 2 tape rolls*:**
Automatic cutting of tapes with adjustable length / optimises work station layout
- > **Electromechanical distance control***



**BRI-600/101
BRI-601 VC**
Pressing buck „concave“



Concave pressing buck



**BRI-600/201
BRI-602 VC**
Pressing buck „convex“



Also available as **BRI-605M VC** for coats.

*optional



Alternative: VEIT Uniset CN S 130x65 Basic



Main differences 585C vs 585VC:
Additional suction while buck rotating / buck stopping:
Dreh- und Endabsaugung: Prevents displacement of the garment on the machine

BRI-585 VC

BRI-585C/101 Premium (180°-Carousel)

Back centre and side seam pressing machine (incl. iron BRI-1)

- > **VC (Vertical Closing):**
Eliminates obstruction in the loading area during positioning / free visibility to the garment on the machine / no heat radiation to the operator / emergency stop function
- > **Vertical head buck closing:**
Transfers even distribution of pressure onto the entire pressing surface and prevents displacement of the garment on the machine
- > **3 special lower bucks:**
Optimal buck design
- > **User-friendly 5.7" colour touch display** (see page 83)
- > **Steam edge suction:**
Prevents damage to previously finished pressing areas
- > **Separate suction in the 3 lower bucks:**
Facilitates the positioning
- > **Fine suction:**
Quick positioning and opening of seams
- > **Deposit for front parts:**
Facilitates the positioning and aligning of the garment to be pressed



Alternative: **BRI-158/101 Basic**
Ironing table for back center and side seams
 (incl. iron BRI-1) with connection to central vacuum



BRI-160/101 Basic

Ironing table for shoulder seams
(incl. iron BRI-1)

- > **Special buck design:**
Depending on the model e.g. for straight or round shoulder contours or for special shaping of the shoulder-bone area
- > **Hydraulic or pneumatic height adjustment:**
Manually adjustable to the operator



BRI-550 SC

**Shoulder seam pressing machine
(incl. iron BRI-1)**

- > **SC (Scissor Closing)**
Folding Arm Frame
- > **Special buck design:**
Depending on the model e.g. for straight or round shoulder contours or for special shaping of the shoulder-bone area
- > **User-friendly 3.5" colour touch display** (see page 83)



Alternative:
VEIT Uniset CN S 130x65 Basic


BRI-500/101 Classic

Jacket hem pressing machine

- > **Lateral holding arm 1 (lowerable):**
Facilitates the positioning
- > **Adjustable stop rail:**
Flexible solution for different hem widths
- > **Suction individually activated in lower buck:**
Facilitates the positioning
- > **User-friendly 5.7" colour touch display** (see page 83)
- > **Separate program selection switch:**
Allows quick change of programs
- > **2 holding bars 2 for side vents and one holding bar 3 for back vent*:**
Prevents displacement during pressing process
- > **Tape dispenser for fusing tapes (manually cut length of fusing tape)*:** Optimises work station layout
- > **Hem stop rail*:** Device for pressing different hem widths
- > **Deposit for 1 hem stop rail*:** Optimises work station layout
- > **Laser* for better placement of check garments**



* optional



BRI-651/101 Classic

Shoulder pad fusing machine without rapid buck exchange system

- > **4 head bucks and 2 lower bucks:**
Two-part head bucks for overlapping pressing and preventing displacement of the garment on the machine
- > **Circular closing of back part head:**
Prevents displacement of the back part
- > **Linear closing of front part head:**
Prevents displacement of the front part
- > **User-friendly 5.7" colour touch display** (see page 83)
- > **Separate program selection switch:**
Allows quick change of programs
- > **Tandem operation:**
2 different programs can be carried out at the same time / Increases productivity
- > **Intermediate jacket hanging device:**
While cooling of the garment to be pressed, the program stepping device is activated / Increases productivity
- > **Automatic program stepping:**
Automatic transfer of the program from one machine side to the other / Increases productivity
- > **Pedal controlled holding device*:**
Additional holding device for shoulder pad and jacket before pressing
- > **Shoulder pad deposit (2 per side)*:**
Deposit for shoulder pads / Improves work station layout
- > **Adjustable lower buck support*:**
For a flexible and quick solution when using different shoulder pad thickness / Increases quality
- > **1 additional set of bucks*:**
Additional buck for a flexible solution for different shoulder styles
- > **Buck heating unit*:**
Additional buck set is pre-heated and can be used immediately after changing



Back part head:
Circular closing



Front part head:
Linear closing



Pedal controlled holding device



Adjustable lower buck support



Buck heating unit



Alternative: **BRI 166/101 Basic**
ironing table for fusing shoulder pads

* optional



VEIT Uniset CN S Basic

Ironing table for linings

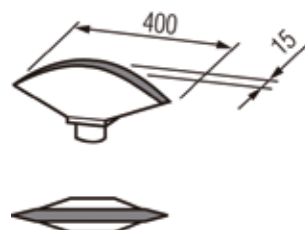
- > Suitable for ironing inner lining and pockets of jackets
- > **Height adjustable in 6 steps** for ideal adjustment to the operator
- > **High suction power** for quick drying
- > Manual adjustment of suction power
- > **Integrated wheels allow movement** within the production plant, thus permitting flexible use
- > Also available with sound absorber
- > **Big selection of accessories and ironing bucks** for ideal and individual adaption to each step in the work process



VEIT Uniset CN S 130x65 Basic

Ironing table for collars and gorge seams

- > Ideal for pressing collars and gorge seams
- > **Special edge buck** for ironing the seam between upper collar and collar stand
- > **Height adjustable in 6 steps** for ideal adjustment to the operator
- > **High suction power** for quick drying
- > Manual adjustment of suction power
- > **Integrated wheels allow movement** within the production plant, thus permitting flexible use
- > Also available with sound absorber
- > **Big selection of accessories and ironing bucks** for ideal and individual adaption to each step in the work process



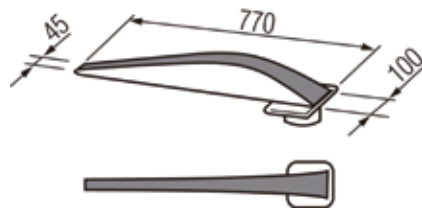
Collar buck outseam



VEIT Uniset CN S 130x65 Basic

Ironing table for sleeve seams, front and elbow seams

- > Ideal combination with „sleeve buck special“ for opening elbow seams
- > **Height adjustable in 6 steps** for ideal adjustment to the operator
- > **High suction power** for quick drying
- > Manual adjustment of suction power
- > **Integrated wheels allow movement** within the production plant, thus permitting flexible use
- > Also available with sound absorber
- > **Large selection of accessories and ironing bucks** for ideal and individual adaption to each step in the work process



Sleeve buck special



BRI-433 VC

Elbow-hem pressing machine (incl. iron BRI-1)

- > **VC (Vertical Closing):**
Eliminates obstruction in the loading area during positioning / free visibility to the garment on the machine / no heat radiation to the operator / emergency stop function
- > **Vertical head buck closing:**
Transfers even distribution of pressure onto the entire pressing surface and prevents displacement of the pressing garment:
Increases quality
- > **Special buck design:**
use independent of sizes and models
- > **User-friendly 5.7" colour touch display** (see page 83)
- > **Steam edge suction:**
Prevents damage to previously finished pressing areas
- > **Separate suction for hem and seam areas:**
Facilitates the positioning
- > **Ironing set for sleeve hems incl. buck and steam iron BRI-1*:**
Separate ironing surface for hem folding and ironing hem during pressing cycle / Increases productivity
- > **Fine suction** for easier positioning and opening of the elbow seam

*optional



BRI-433C/101 Premium (180° Carousel)

Elbow-hem underpressing machine (incl. iron BRI-1)

Additional function 433C vs 433 VC:

- > additional suction during buck rotation and buck stop: Prevents displacement of the garment
- > increased productivity



BRI-430 VC

Sleeve seam pressing machine for front and elbow seams (incl. iron BRI-1)

- > **VC (Vertical Closing):**
Eliminates obstruction in the loading area during positioning / free visibility to the garment on the machine / no heat radiation to the operator / emergency stop function
- > **Vertical head buck closing:**
Transfers even distribution of pressure onto the entire pressing surface and prevents displacement of the garment on the machine
- > **Two ironing bucks:**
front and elbow -seams are finished at the same buck
- > **Special buck construction:**
Additional mark-free shaping effect of front seams
- > **User-friendly 5.7" colour touch display** (see page 83)
- > **Soft suction lower buck:**
Flexible solution when ironing different fabrics, avoiding marks
- > **Steam edge suction:**
Prevents damage to previously finished pressing areas
- > **Clamps for holding sleeve head (front seam):**
Prevents displacement of sleeve seam during pressing cycle
- > **Clamps for holding sleeve head (elbow seam)*:**
Prevents displacement of sleeve seam during pressing cycle
- > **Unloading device*:**
Automatic unloading after pressing / Increases productivity

*optional



BRI-170/101 Classic

Ironing table for front and elbow seams
(incl. iron BRI-1)

- > **Two ironing bucks (front and elbow seams are finished on the same buck):**
Multi-use workstation
- > **Special buck construction:**
Additional shaping effect of front seams
- > **Fine suction*:**
Added flexibility when ironing different fabrics / avoiding marks
- > **Holding clamps for upper sleeve area*:**
Positioning work aid



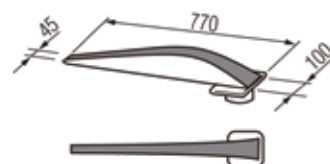
two ironing bucks



VEIT Uniset CN S 130x65 Basic

Flat Top Ironing Table 130x65 with one swivel arm

- > **When used with the shown ironing buck, suitable for the following application:**
 - Opening seams on left and right front edge
- > **Height adjustable in 6 steps** for ideal adjustment to the operator
- > **High suction power** for quick drying
- > Manual adjustment of suction power
- > **Integrated wheels allow movement** within the production plant, thus permitting flexible use
- > Also available with sound absorber
- > **Big selection of accessories and ironing bucks** for ideal individual adaption to each step in the work process



Sleeve buck small

*optional



BRI-130/101 Basic

Edge buck table (incl. iron BRI-1)

- > **Exchangeable buck ends:**
For single- and double breasted jackets
- > **Stainless steel edge buck (condensate heated):**
No cover material required
- > **Lapel peak turner* (Accessory for turning the lapel peak after opening the jacket front edge):**
Increases productivity
- > **Additional buck end*** (additional buck end to adopt to different jacket styles)



Lapel peak turner



Exchangeable buck tip



BRI-2065 SC

Armhole creasing machine

- > **SC (Scissor Closing)**
Folding Arm Frame
- > **User-friendly 3.5" colour touch display** (see page 83)
- > **Special buck for a manual armhole creasing:**
Optimal buck design for perfect pressing results
- > **Manual operation via pedal**
- > **Analog distance control and pressure control without spring balancing and manometer display:**
Perfect processing, even of delicate fabrics / Variable adjustment of the distance between the pressing bucks to avoid marks and shine on all types of fabric



* optional




BRI-302/201 men's wear Premium

Lapel edge combination pressing machine with facing extension for 1-4-button jackets



- > **Special shaping**
- > **User-friendly 5.7" colour touch display** (see page 83)
- > **Separate program selection switch:**
Allows quick change of programs
- > **Facing extension buck (optional add-on):**
Additional pressing buck for 3-4-button jackets
- > **Separate suction at lower buck for collar, lapel and facing for correct positioning**
- > **Lifting of the lower buck:**
Makes the positioning of the lapel area easier
- > **Lapel head with optional pre-steaming:**
Allows possible corrections from previous pressing operations
- > **Distance control for lapel and facing:**
Individually adjustable distance of lapel form avoids marks and shine
- > **Holding clamps for collar centre*:**
Prevents displacement of the garment on the machine
- > **Unloading device for left and/or right jacket front*:**
Automatic unloading after pressing / Increases productivity
- > **Blowing device for lapel crease*:**
Avoiding steam touching the lapel after pressing / Increases quality
- > **Edge suction at facing buck*:**
Avoids steam marks



Tiltable lower buck (moved out)



Tiltable lower buck (moved in)



Pressing of single breasted and double breasted suits



Pressing of jackets with 1-4 buttons



Holding clamps



Facing extension bucks (BRI-302/101)

This machine is also available without facing extension bucks (**BRI-302/101Premium**)

* optional



BRI-165/101 Classic

BRI-165/102 Classic

Ironing table for sleeve head seams (incl. iron BRI-1) bucks parallel next to or behind each other

- > **Various special bucks** for pressing shoulder area and sleeve heads of different models
- > **Rounded contour frame sole for BRI-1*** for opening / polishing the sleeve head seam
- > **Hydraulic or pneumatic height adjustment:** Manually adjustable to the operator



BRI-1220/101 Classic (120° Carousel)

Pressing machine for front and back parts (incl. iron BRI-3)

- > **Vertical closing of head bucks:** Transfers even distribution of pressure onto the entire pressing surface and prevents displacement of the garment
- > **Additional suction while buck rotating/ buck stopping:** Prevents displacement of the garment on the machine
- > **User-friendly 5.7" colour touch display** (see page 83)
- > **Separate program selection switch:** Allows quick change of programs
- > **Digital distance control*:** Exact adjustment of the distance between the pressing bucks to avoid marks and shine on all types of fabric
- > **Lower steam buck*:** For finishing of velvet fabrics
- > **Machine can be configured depending on customer's requirements:**
 - only front parts
 - only back parts
 - front and back parts

* optional

Jacket and Coat / DB Finish





BRI-1200/101 Premium

BRI-1300/101 Premium

**Jacket front finish pressing machine
(bucks vertically arranged)**

> **Vertically arranged bucks:**

- Jacket hangs on the buck as on a human body
- Alignment of seams, edges and stripes is easier
- Jacket remains on hanger during pressing process
- Operator works in upright position
- Time to finish the lining is minimized due to pressing in hanging position

> **Vertical closing of head bucks:** Even distribution of pressure / prevents displacement of pressing garment / increases quality

> **Head bucks with separate chambers for steam and suction:** Individual processing of upper and lower area of front parts / flexible solution for different types of fabric

> **Lower bucks with 2-step suction:** Easier positioning

> **Additional blowing device on the armhole area:** Leaked steam is blown away avoiding steam marks

> **User-friendly 5.7" colour touch display** (see page 83)

> **Separate program selection switch:**

Allows quick change of programs

> **Intermediate jacket hanging device:** During cooling of the pressing garment the program stepping device is activated / Increases quality / Increases productivity

> **Automatic program stepping:** Automatic transfer of the program from one machine side to the other / Increases productivity

> **Optional tandem operation:** 2 different programs can be carried out at same time / Increases productivity

> **Digital distance control:** Variable adjustment of distance between pressing bucks during pressing operation to avoid marks and shine on all types of fabric

> **Suspension device for pressing jackets on hanger:** No loading and unloading from/to hanger



BRI-1005 VC (BRI-1005M VC)

BRI-1105 VC (BRI-1105M VC)

Finish pressing machine for front and back parts for jackets and /or coats (M) (two-piece buck) (2 machines)

- > **VC (Vertical Closing):**
Eliminates obstruction in the loading area during positioning / free visibility to the garment on the machine / no heat radiation to the operator / emergency stop function
- > **Vertical closing of head bucks:**
transfers even distribution of pressure onto the entire pressing surface and prevents displacement of the garment on the machine / Increases quality
- > **User-friendly 5.7" colour touch display** (see page 83)
- > **Maintenance-free distance control of the upper buck due to contact-free position sensing:**
variable adjustment of the distance between the pressing shapes during the pressing process to avoid marks and shine on all types of fabric
- > **Steam lower buck*:**
For finishing of velvet fabrics



Also available as 180° carousel:
BRI-1005C Premium

And available as 120° carousel:
BRI-1005A & BRI-1105A Premium

*optional



BRI-2000 VC

Utility pressing machine

> VC (Vertical Closing)

Transfers even distribution of pressure onto the entire pressing surface and prevents displacement of the pressing good / free visibility to the garment on the machine / no heat radiation to the operator / emergency stop function

> Vertical Closing

Eliminates obstruction in the loading area during positioning / Increases quality

> User-friendly 5.7" colour touch display (see page 83)

> Maintenance-free distance control of the upper buck due to contact-free position sensing:

Variable adjustment of the distance between the pressing shapes during the pressing process to avoid marks and shine on all types of fabric

> Steam edge suction

Prevents damage to previously finished pressing areas during the pressing process / pleasant working environment

Options:

> Lower buck steam via pedal:

As pre-steaming option and pressing of velvet fabrics (steaming only)

> Lower blowing buck:

For finishing of velvet fabrics



BRI-710E/201 Classic

Collar finish pressing machine (program-controlled)

> Only 1 upper buck and 1 lower buck:

Optimal shape for collar and lapel

> User-friendly 3.5" colour touch display (see page 83)

> Elektro-mechanical distance control* (available adjustment of the distance values between the pressing bucks):

Avoids marks and shine on all types of fabric

> Steam suction in upper buck*:

Leaked steam is sucked off into the head buck in order to avoid steam touching the garment outside of the pressing area / Increases quality when pressing highly sensitive fabrics

> Airbags*:

For optimal positioning of the garment especially for large sizes / Flexible solution on different collar sizes



Also available as BRI-710/101

* optional



BRI-1920/101 Premium

Shoulder finish pressing machine without rapid exchange system (101)

- > **2 Head bucks and 2 lower bucks:** Optimal fit according to different shoulder styles for the pressing of left and right shoulders
- > **Special buck design (accommodates all independent sizes):** For overlapping pressing
- > **Buck heating unit*:** Additional set of bucks is pre-heated and can be used immediately after changing / Increases productivity
- > **2 back holding arms:** Pressing garment is held during the pressing operation
- > **User-friendly 5.7" colour touch display** (see page 83)
- > **Separate program selection switch:** Allows quick change of programs
- > **Manual operation possible**
- > **Intermediate jacket hanging device:** During cooling of the pressing garment the program stepping device is activated / Increases quality / Increases productivity
- > **Automatic program stepping:** Automatic transfer of the program from one to the other machine side / Increases productivity
- > **Optional tandem operation:** 2 different programs at the same time
- > **Digital distance control*:** Very precise adjustment of the distance between the bucks to avoid marks and shine on all types of fabric
- > **Blowing device in collar area*:** Leaked steam is blown away avoiding steam marks, touch-up work is reduced

*optional



BRI-1920E/202 Classic

Shoulder finish pressing machine

Main difference BRI-1920E vs. BRI-1920:

- > User-friendly 3.5" colour touch display (see page 83)
- > No intermediate hanging device
- > Electro-mechanical distance control:
 - Variable adjustment of distance between bucks avoids marks and shine
- > Closing of head bucks separate or together*
- > Upper buck suction*: For better finishing quality
- > No rapid buck exchange



Alternative: BRI-166/101 Basic



BRI-2065 SC

Armhole creasing machine

- > SC (Scissor Closing)
 - Folding Arm Frame
- > User-friendly 3.5" colour touch display (see page 83)
- > Special buck for a manual armhole creasing:
 - Optimal buck design for perfect pressing results
- > Manual operation via pedal
- > Analog distance control and pressure control without spring balancing and manometer display:
 - Perfect processing, even of delicate fabrics / Variable adjustment of the distance between the pressing bucks to avoid marks and shine on all types of fabric



*optional



BRI-2068 SC

Mini-utility-pressing machine

- > **SC (Scissor Closing)**
Folding Arm Frame
- > **User-friendly 3.5" colour touch display** (see page 83)
- > **Steam edge suction:**
Prevents damage to previously finished pressing areas
- > **Automatic activation of blowing/suction while lifting the iron*:** Increases productivity
- > **Blowing/suction via switch rail***
- > **Manual operation via pedal**
- > **Analog distance control and pressure control without spring balancing and manometer display:**
Perfect processing, even of delicate fabrics / Variable adjustment of the distance between the pressing bucks to avoid marks and shine on all types of fabric
- > **Steam/blowing lower buck with pedal*:**
For pre-steaming or finishing of velvet fabrics



BRI-950 VC

Collar and lapel pressing machine

- > **VC (Vertical Closing):**
Eliminates obstruction in the loading area during positioning / free visibility to the garment on the machine / no heat radiation to the operator / emergency stop function
- > **Special buck design:**
perfect buck pressing for ladies' jackets and overcoats
- > **User-friendly 5.7" colour touch display** (see page 83)
- > **Suction in lower bucks individually activated:**
facilitates the positioning
- > **Steam edge suction:**
prevents damage to previously finished pressing areas during the pressing process
- > **Collar head suction including steam edge suction:**
escaped steam is sucked off into the head buck in order to avoid steam touching the garment outside of the pressing area / Increases quality when pressing highly sensitive fabrics
- > **Maintenance-free distance control of the upper buck due to contact-free position sensing:**
variable adjustment of the distance between the pressing shapes during the pressing process to avoid marks and shine on all types of fabric

*optional



BRI-1810/302 Classic

Armhole creasing and sleeve finishing machine with sleeve tensioning device

- > **Sleeve head finisher 5 with air cushion (roll-up movement):**
For the finish of the "sleeve roll" in front and back part/
For push-up sleeve models/Shaping of complete sleeve head contour /Very sensitive operation by a special Airbag-System (pressure is individually adjustable) / Garment is held securely in place / Seven different movements are freely programmable
- > **Exchangeable crease plate system 1 incl. 2 pairs of crease plates:**
Very high creasing of the armhole area and a flexible solution for different armhole sizes / Time for touch-up is minimized
- > **Crease plates with two-stage closing option:**
Flexible solution on different kind of fabrics; very sensitive fabrics can be finished without pressure
- > **Side part tensioning device 3 :**
Prevents damage of side seams during machine processing
- > **Body buck with separate chambers (steam, suction and blowing):**
Flexible solution for different kind of fabrics
- > **User-friendly 5.7" colour touch display** (see page 83)
- > **Separate program selection switch:**
Allows quick change of programs
- > **Optional tandem operation:**
2 different programs can be carried out at the same time / Increases productivity
- > **Sleeve tensioning device 4 (height and angle of inclination can be individually adjusted):**
Sleeves are automatically stretched
- > **Blowing in lower arm-hole area*:**
Leaked steam from sleeve finish is blown away / Jacket side and back areas are not damaged by steam (no further touch-up required)
- > **Crease plate heating system 2 (for 2 or 4 set of plates)*:**
Crease plates are pre-heated / Allows immediate use of the crease plate after changing / Increases productivity
- > **Proportional blowing system*:**
Prevents unwelcome tensioning of the sleeve with highly sensitive fabrics / Sleeve contour and sleeve design remains in shape / Increases quality



Exchangeable crease plate system



Crease plate heating system (for 2 or 4 set of plates)*



Side part tensioning device



Sleeve tensioning device (height and angle of inclination can be individually adjusted)



Sleeve head finisher with air cushion (roll-up movement); only for Classic and Premium

* optional



BRI-890/111 Basic

Vertical sleeve finish machine for ladies' jackets and coats

- > For quality ladies' jackets and coats manufacturing
- > Vertically arranged buck shapes
 - Blazer hangs on the buck as on a human body
 - Reduction of lining pressing because of hanging ironing/time saving
- > Cost-efficient solution
- > Very easy to handle
- > Exchangeable crease clamp system*:
 - for adjustment on different sizes
- > Vacuum for an easy positioning of the garments
- > Crease plate with steam, vacuum and blowing-function
- > Airbag in the lower part of the crease plate with the functions steam and blowing for armhole creasing
- > Patented buck heating by steam pipes
- > User-friendly 3.5" colour touch display (see page 83)
- > Additional manual operation by pedal
- > Machine can be run with one or two operators:
 - higher output
- > Machine height and pedal frame adjustable:
 - for an optimal adjustment to the operator
- > Special glove for the finishing of the upper sleeves (1 piece)
- > 2 sleeve holding devices incl. sleeve seam holding device (flexible adjustable)*
- > 2 sleeve tensioning devices*



BRI-860 VC

Sleeve Seam Finish Pressing Machine

Special feature of BRI-860 VC:

- > Special buck design:
 - Allows pressing with buttons already sewn on

Features

BRI-860 VC, BRI-861 VC, BRI-862 VC:

- > VC (Vertical Closing):
 - Eliminates obstruction in the loading area during positioning / free visibility to the garment on the machine / no heat radiation to the operator / emergency stop function
- > Vertical closing of head bucks:
 - transfers even distribution of pressure onto the entire pressing surface and prevents displacement of the pressing good / Increases quality
- > Pressing of jackets on hanger:
 - Jacket remains on hanger during the pressing operation / Increases productivity
- > V-Position of form: for easy loading and unloading
- > User-friendly 5.7" colour touch display (see page 83)
- > Maintenance-free distance control of the upper buck due to contact-free position sensing:
 - variable adjustment of the distance between the pressing shapes during the pressing process to avoid marks and shine on all types of fabric
- > Steam edge suction:
 - prevents damage to previously finished pressing areas during the pressing process / pleasant working environment

*optional



BRI-862 VC

Front sleeve seam finish pressing machine



Special jacket deposit avoids damage to already ironed parts



BRI-905 VC

Lapel finish pressing machine

- > **VC (Vertical Closing):**
Eliminates obstruction in the loading area during positioning / free visibility to the garment on the machine / no heat radiation to the operator / emergency stop function
- > **Maintenance-free distance control of the upper buck due to contact-free position sensing:**
variable adjustment of the distance between the pressing shapes during the pressing process to avoid marks and shine on all types of fabric
- > **Suction in lower bucks individually activated:**
Facilitates the positioning
- > **User-friendly 5.7" colour touch display** (see page 83)
- > **Lateral suction*:** Additional suction for holding the jacket facing during the entire operation
- > **Central chamber suction including edge suction:**
For adjusting lapel break from soft to hard. Edge suction avoids uncontrolled steam
- > **Upper buck suction: Improves the ironing result**
- > **Unloading device*:** Automatic unloading / Increases productivity



Also available as 180° carousel:
BRI-905C/101 Premium

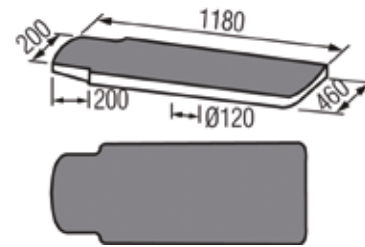
* optional



VEIT Varioset Premium

Lining Ironing Station Convex / Concave

- > **Convex:** Surface is slightly convexly shaped in order to prevent the outer fabric from being touched by the iron in the facing area (see picture)
- > **Concave:** Surface is concave in order to keep the shape of the garment. This guarantees optimal position of the garment in the area of the armhole
- > All lining bucks are **rotatable by 180°** and can thus be used as point right or left
- > Comfortable height adjustment supported by gas spring – ergonomic working position
- > **Superior suction and blowing power** with independently adjustable air power for fast drying and cycle times
- > **Electronic control unit** with display and integrated Veitronic for connection of iron



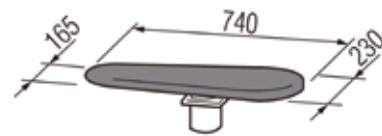
Ironing buck "Jacket lining concave"



VEIT Varioset Premium

Finish-Ironing Table

- › For jackets, blazers, costumes
- › Specially shaped spilltray for wrinkle-free deposit of the garment
- › **Different bucks mountable**, such as universal buck, costume buck and others
- › **Low noise level** due to elaborate flap box
- › **No heating of surface necessary** – energy saving
- › Comfortable height adjustment supported by gas spring – ergonomic working position
- › **Superior suction and blowing power** with independently adjustable air power for fast drying and cycle times
- › **Electronic control unit** with display and integrated Veitronic for connection of iron



Ironing buck "Universal long"



VEIT 8363 Classic

Multiform Finisher

Both models Basic and Classic allow finishing of outer wear in all current sizes with a back length of 620 to 1420 mm / 24 to 56 inch (or 820 to 1620 mm / 32 to 63 inch with an adapter) and hem sizes from 940 to 1660 mm/ 37 to 65 inch. In addition, the VEIT 8363 Multiform Finisher offers further functions:

- › **High performance** (up to 80 pcs/h)
- › Powerful but energy saving blower motor with **stepless adjustable air quantity** via touch display
- › The VEIT 8363 Classic version will also **finish difficult-to-handle garments in top quality** and it also offers many extra benefits:
 - › Height adjustment of the bust is performed by an electrical tooth belt drive: **This allows a very precise tensioning of the garment without deforming it**
 - › **Automatic height positioning of the bust** by a photocell
 - › The standard pneumatically operated side-vent clamps **allow finishing of jackets and blazers in perfect quality**
 - › The rotating bust facilitates loading
 - › **The new VEITouch Control Unit** is easy to operate and can create and store up to 10 programs
 - › Adjustable shoulder width from 12.6 to 20.5 inch / 320 to 520 mm
 - › The standard lapel clamp can be taken off

VEIT 8363 Classic



In addition to classic garments, many other textiles can be finished, such as sports gear, jeans jackets and coats.



Pneumatic side-vent clamps can be additionally switched on for easy mark-free finishing of jackets with side vents.



The VEITouch Control Unit is equipped with a 5.7" touch-screen colour display which shows all functions and parameters at one glance. Also, you can store 10 programs settings and retrieve when needed. For service and maintenance purposes, all functions can be manually controlled through the display.

All input and output functions can be checked at the display. Thus, any defective parts can be identified quickly in the event of disorders. This keeps service costs low.



The all-rounder on 0.5 m².



UF 30

Universal Finisher

The VEIT UF 30 is a flexible and versatile Universal Finisher with an extremely favorable price / performance ratio - Made in Germany. With the new model UF 30, you win the multiplicity of finishing for your company.

Your Benefits:

> Multipurpose:

T-Shirts, polos, blouses, dresses, skirts, blousons, jackets, sport jackets, coats and much more

> Efficient:

Finishing process from 10 seconds depending on garment and application

Good finishing of 60-250 pieces/h possible (depending on fabric type)

> User friendly:

Adjustable bust height for ergonomical loading and unloading

Easy to operate:

> 360° rotatable bust enables easy loading and best view of the garment

> Optional front and back pressure clamps in different length facilitate the finishing of garments with button tape

> Optional sleeve clamps ensure an optimised sleeve finish

Control unit:

> Quick and easy adjustment of finishing parameters (steam, steam/air, drying time and air quantity)

Garment attachment bust:

> Continuously adjustable shoulder width from 32-52 mm (1.3-2 inch) for all common sizes

> Easy and quick adjustment of bust height (from 1.51 to 1.71 m 59 to 67 inch) depending on length of garment

> Universal cover adjustable in width

Trousers Underpressing & Finish

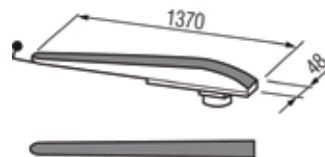




VEIT Uniset S Basic

Flat Top Table 130 x 65 with one swivel arm

- > **1 or 2 swivelarms** with different bucks can be mounted
- > Available with ladies' trouser seam buck shape or men's trouser seam buck shape on swivel arm
- > Suitable for underpressing seams, linings and for ironing small parts such as collars, cuffs, pockets and also for applying pads
- > With trouser seam buck on swivelarm suitable for small to medium production
- > **Strong suction:** for short cycle and drying times
- > Manual adjustment of suction power
- > **Integrated wheels** allow movement within the production plant, thus permitting flexible use
- > Available with chimney or sound absorber
- > **Big selection of accessories and ironing bucks** for ideal and individual adaption to each step in the work process
- > **Height adjustable** in six steps (720 mm–950 mm / 28.4–37.4 inch)



Trouser seam buck available for men's or ladies' wear



VEIT Uniset S Classic

Trouser Seam Ironing Table

- > Special ironing buck mounted on the standard base module
- > Guarantees easy opening of the crotch and the side seams and optimum hip ironing
- > Available with ladies' trouser seam buck shape or men's trouser seam buck shape
- > Also available with a **Timer** unit as an option
- > **Strong suction:** for short cycle and drying times
- > Manual adjustment of suction power
- > **Integrated wheels** allow movement within the production plant, thus permitting flexible use
- > **Height adjustable in six steps** (720–950 mm/28.4–37.4 inch)

Optional: also available with chain





BRI-188/201 Classic

Ironing table for trouser leg seams

- > For connection to central vacuum
- > **2 special bucks for trouser leg seams:**
Optimal buck design
- > **Stretching device (light or heavy)*:**
for stretching the trouser legs before opening the seams – depends on the fabrics e.g. stretchable fabrics
- > **Fine suction incl. selection switch* (light suction in order to avoid stretching of sensitive fabrics):**
Optional suction combined with steam – Increases quality
- > **Buck heating with steam or condensate (optional)*:**
when ironing fabrics that are temperature sensitive



BRI-180/101 Basic

Ironing table for trouser seat seam (incl. iron BRI-1)

- > **Special buck for trouser seat seam:**
Optimal buck design
- > Manual opening and pressing of trouser seat seam
- > Connection to central vacuum

*optional



BRI-200/101 Basic

Trouser hem (cuffs) pressing machine

- › **3-part stretching templates made of stainless steel (adjustable pressure levels):**
Optimal stretching of the trouser hem (cuffs) on various hem widths and kind of fabrics – Increases quality
- › **Bottom binding guide with optional raising device:**
Exact and even positioning of the bottom binding – Increases quality
- › **Steam edge suction:**
prevents damage to previously finished pressing areas during the pressing process – Increases quality
- › **User-friendly 5.7" colour touch display** (see page 83)
- › **Separate program selection switch:**
Allows quick change of programs – Improves work station layout
- › **Electro-mechanical distance control (variable adjustment of the distance between the pressing shapes during the pressing process)*:**
to avoid marks and shine on all types of fabrics
- › **Machine height adjustment:**
for operation from standing or sitting position – Improves work station layout
- › **Pneumatic bundle holding device*:**
deposit and clamping device for several trousers when using bundle production*: Increases productivity
- › Stretching templates for shorts incl. folding table*
- › **Rapid exchange system for stretching templates*:**
Increases productivity when changing styles
- › **Suction on head buck*:**
Extended cooling process increases quality when pressing very sensitive fabrics
- › **Distance control for stretching templates:**
increases quality when pressing very sensitive fabrics

*optional



BRI-222 VC

Double legger pressing machine

> **VC (Vertical Closing):**

Eliminates obstruction in the loading area during positioning / free visibility to the garment on the machine / no heat radiation to the operator / emergency stop function

> **Vertical head buck closing:**

transfers even distribution of pressure onto the entire pressing surface and prevents displacement of the garment – Increases quality

> **Fixed stretching system on head buck:**

trouser seams (in- and outside seams) are stretched in order to avoid marks. Lower stretching device returns only after the trouser is removed: Prevents marks at trouser seam area

> **Re-tensioning device for stretch cover on head buck*:**

Compensation of the loss of fabric stretchiness

> **User-friendly 5.7" colour touch display** (see page 83)

> **Steam edge suction:**

prevents damage to previously finished pressing areas during the pressing process – Increases quality

> **Separate suction in lower bucks:**

Makes the positioning of the trouser legs easier

> **Maintenance-free distance control of the upper buck due to contact-free position sensing:**

variable adjustment of the distance between the pressing shapes during the pressing process to avoid marks and shine on all types of fabric

> **Additional suction in crotch area:**

Strong suction in order to support the positioning of the critical crotch area



*optional



BRI-235 VC

Trouser topper pressing machine

- > **VC (Vertical Closing):** Eliminates obstruction in the loading area during positioning / free visibility to the garment on the machine / no heat radiation to the operator / emergency stop function
- > **Buck closing – combined scissor and vertical movement:** high quality pressing in combination with short cycle time
- > **100 % repeatability exactness of the pressure applied and perfect pressing results** thanks to ultra-fast pressure changes with Piezo technology:
mark free pressing even at sensitive fabrics
- > **User-friendly 5.7" colour touch display** (see page 83)
- > **Steam edge suction:** upper and lower buck
- > Manual steam and pressing can be saved separately in program
- > **Waistband stretching device:**
improves quality & shortens cycle time



BRI-231 SC

Trouser topper pressing machine

- > **SC (Scissor Closing)**
Folding Arm Frame
- > **User-friendly 3.5" colour touch display** (see page 83)
- > **Steam edge suction:**
upper and lower buck
- > Automatically blowing with head buck distance
- > **Trouser waistband clamp and stretching device*:**
for improved handling
- > **Height quick adjustment system for waistband clamps*:**
Stretching distance can be adjusted to suit different styles and fabrics
- > **Blowing via switch rail* (suction via switch rail is standard)**



BRI-2390/211 Basic

Trouser topper pressing machine (BRItimer controlled unit)

- > **Steam edge suction:** prevents damage to previously finished pressing areas during the pressing process –
Increases quality
- > Lower buck steam via pedal: pre-steaming or pressing of velvet fabrics (steaming without pressing!)*
- > **Trouser waistband clamp and stretching device*:**
Automatic stretching of the waistband at the side-body area –
Improves handling
- > **Hanging device (trouser is clamped in a special trouser clamp)*:** legs are not twisted – Increases quality
- > Manual operation via pedal*

*optional



BRI-248 SC

Trouser crease extension pressing machine

- > **SC (Scissor Closing)**
Folding Arm Frame
- > **Flat special buck:**
Optimal buck design – avoids stretching the trouser crease
- > **User-friendly 3.5" colour touch display** (see page 83)
- > **Steam edge suction in upper and lower buck:**
prevents damage to previously finished pressing areas during the pressing process – Increases quality
- > **Suction via selection switch*:**
Optional suction is activated automatically with lifting of the steam iron
- > **Hanging device (trouser is clamped in a special trouser clamp)*:**
the legs are not twisted during the top pressing – Increases quality



BRI-2068 SC

Mini-utility-pressing machine

- > **SC (Scissor Closing)**
Folding Arm Frame
- > **User-friendly 3.5" colour touch display** (see page 83)
- > **Steam edge suction:**
Prevents damage to previously finished pressing areas
- > **Automatic activation of blowing/suction while lifting the iron*:** Increases productivity
- > **Blowing/suction via switch rail***
- > **Manual operation via pedal**
- > **Analog distance control and pressure control without spring balancing and manometer display:**
Perfect processing, even of delicate fabrics / Variable adjustment of the distance between the pressing bucks to avoid marks and shine on all types of fabric
- > **Steam/blowing lower buck with pedal*:**
For pre-steaming or finishing of velvet fabrics

*optional



VEIT Varioline S+B Classic

Dress Board Table VEIT

- > For finishing the hip area of casual trousers
- > **Excellent suction and blowing power** with manual power adjustment for short drying and cycle times
- > **Low noise level:** for an ergonomical work place
- > **No heating of surface necessary** – energy saving
- > Easy height adjustment supported by gas spring
- > **Lots of accessories** like iron gantry, lighting assembly & bucks available



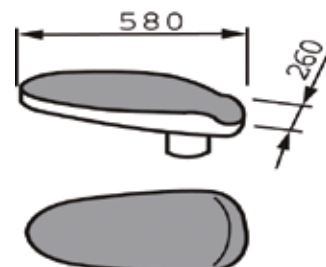
Alternative: **Uniset S+B Basic**



VEIT Varioline S+B Classic

Flat Top Table 130x65

- > Universal finishing table with suction and blowing
- > In connection with swivelarm and egg-shaped buck or hip bow buck suitable for finishing the hip area of classical and casual trousers
- > **Excellent suction and blowing power** with manual power adjustment for short drying and cycle times
- > Easy height adjustment supported by gas spring
- > **Low noise level:** for an ergonomical work place
- > **No heating of surface necessary** – energy saving
- > **Lots of accessories** like iron gantry, lighting assembly & bucks available



Hip bow back available for men's and ladies' wear



VEIT Varioset S+B Premium

Hip-Bow Ironing

- › Especially designed for finishing of hip-bow area on classical trousers
- › Perfect in combination with BRI-2390 for touch-up or as alternative for BRI-2390
- › **Low noise level:** for an ergonomical work place
- › **No heating of surface necessary** – energy saving
- › Easy height adjustment supported by gas spring
- › Superior suction and blowing power with independently adjustable air power for fast drying & cycle times
- › **Electronic control unit with display:** possibility to create and store programmes
- › **Integrated iron temperature control (Veitronic)**
- › **Lots of accessories** like iron gantry, lighting assembly & bucks available



VEIT Varioset S+B Premium

Trouser Leg Ironing Table

- › Particularly suitable for removing imperfections in seam and/or waistband areas on classical trousers
- › A waistband clamp is standard and will keep trousers in place while the blowing function is being used
- › **Excellent finishing quality** in the waistband and lateral seam areas
- › **Low noise level:** for an ergonomical work place
- › **No heating of surface necessary** – energy saving
- › Easy height adjustment supported by gas spring
- › **Superior suction and blowing power** with independently adjustable air power for fast drying & cycle times
- › **Electronic control unit with display:** possibility to create and store programmes
- › **Integrated iron temperature control (Veitronic)**
- › **Lots of accessories** like iron gantry, lighting assembly & bucks available

General Advantages of BRISAY

1 Heating system

Especially developed for the garment industry, our heating system saves energy costs up to 30 % and shortens the heating up times of the ironing bucks.

2 Ironing bucks

We provide a wide range of ironing bucks for your individual needs. The upper and lower bucks as well as the left and right ironing bucks are shaped perfectly through a special digital surface processing technique (CNC treatment).

3 Overlapping ironing

The special ironing buck design ensures that the entire surface area is covered and overlapped during the different pressing operations. This is especially important for finishing front and back parts, collar and shoulder parts (regardless of the size).

4 Insulated ironing bucks*

Our special insulation of the upper bucks helps to significantly reduce energy costs.

5 Covers for ironing bucks

The use of high quality materials ensures a longer working-life and optimal ironing results.

6 Cover exchange function

Makes changing the covers a lot easier. For easy positioning of the top cover, the upper buck is moved to a distance setting. After adjusting the cover material, the upper buck is moved into the closing position. Now the cover material can be fastened. This function ensures a cover exchange free from creases.

7 Spot light*

With the help of a spot light, the operator can easily position the interlinings for an optimal ironing process.

8 Vertical adjustment of the machine*

The height of the machine is ergonomically adjustable and therefore provides a more efficient work place.

9 Adjustable pedal

The pedal is ergonomically adjustable and therefore provides a more efficient work place.

10 Construction units and components

BRISAY uses only the highest-quality components, produced by internationally known manufacturers, to ensure the best reliability of the machines.

11 Power supply

All machines are ready for installation and connection to a central power supply (steam, exhaust and air). Steam traps are standard equipment.

12 Grid Plates*

A lot of machines can be equipped with grid plates instead of the standard cover. These have much longer life spans and ensure a consistent ironing quality since grid plates are virtually free from wear and tear.

13 Visual fault diagnosis system

For direct monitoring of electronic components without time-consuming trouble shooting.

14 Remote Control (VC Series)

Fast 400 Mhz control with colour display, ethernet, USB and WLAN interface. Remote control of machine possible. 5.7" colour touch display.

15 Easy Control (SC Series)









Fast processor control with colour display, ethernet, USB and WLAN interface. Remote control of machine possible. 3.5" colour touch display.

16 eMotion Energy saving system*

The eMotion system saves up to 40 % in energy, depending on machine type and pressing buck.

* optional

General Advantages of BRISAY

Type	Page	1 Heating system	2 Ironing bucks	3 Overlapping ironing	4 Insulated ironing bucks*	5 Covers for ironing bucks	6 Cover exchange function	7 Spot light*	8 Vertical adjustment of the machine ⁽¹⁾	9 Adjustable pedal	10 Construction units and components	11 Power supply ⁽²⁾	12 Grid Plates*	13 Visual fault diagnosis system	14 Remote Control (VC) 5.7"	15 Easy Control (SC) 3.5"	16 eMotion*
BRI-110E/101 Classic	33	●	●	-	-	●	-	-	○	●	●	●	-	-	-	-	-
BRI-130/101 Basic	44	-	●	-	-	-	-	-	○	●	●	●	-	-	-	-	-
BRI-158/101 Basic	36	●	●	-	-	●	-	-	○	●	●	●	-	-	-	-	-
BRI-160/101 Basic	37	●	●	-	-	●	-	-	○	●	●	●	-	-	-	-	-
BRI-165/101 Classic	46	●	●	-	-	●	-	-	○	●	●	●	-	-	-	-	-
BRI-165/102 Classic	46	●	●	-	-	●	-	-	○	●	●	●	-	-	-	-	-
BRI-166/101 Basic	52	●	●	-	-	●	-	-	○	●	●	●	-	-	-	-	-
BRI-166/101 Basic	39	●	●	-	-	●	-	-	○	●	●	●	-	-	-	-	-
BRI-170/101 Classic	43	●	●	-	-	●	-	-	○	●	●	●	-	-	-	-	-
BRI-180/101 Basic	63	●	●	-	●	●	-	-	○	●	●	●	-	-	-	-	-
BRI-188/201 Classic	63	●	●	-	●	●	-	-	○	●	●	●	-	-	-	-	-
BRI-200/101 Basic	64	●	●	-	●	●	●	-	●	●	●	●	-	-	●	-	
BRI-222 VC	65	●	●	●	●	●	●	○	●	●	●	●	-	●	●	-	
BRI-231 SC	66	●	●	●	●	●	●	-	●	●	●	●	○	●	-	●	
BRI-235 VC	66	●	●	●	●	●	●	-	●	●	●	●	○	●	●	-	
BRI-248 SC	67	●	●	●	●	●	●	-	●	●	●	●	-	●	-	●	
BRI-302/201 Premium	45	●	●	-	●	●	●	-	●	●	●	●	-	-	-	-	
BRI-370/101 Premium	33	●	●	-	●	●	●	-	●	●	●	●	-	-	-	-	
BRI-430 VC	42	●	●	-	●	●	●	-	●	●	●	●	-	●	●	-	

● = standard
○ = option

* optional

1) Hydraulic height adjustment for ironing tables optionally available.
2) All machines are connectable. Hose set optionally available.

General Advantages of BRISAY

Typ	Seite	1 Heating system	2 Ironing bucks	3 Overlapping ironing	4 Insulated ironing bucks*	5 Covers for ironing bucks	6 Cover exchange function	7 Spot light*	8 Vertical adjustment of the machine ⁽¹⁾	9 Adjustable pedal	10 Construction units and components	11 Power supply ⁽²⁾	12 Grid Plates*	13 Visual fault diagnosis system	14 Remote Control (VC) 5,7"	15 Easy Control (SC) 3,5"	16 eMotion*
BRI-433 VC	41	●	●	-	●	●	●	○	●	●	●	●	-	●	●	-	
BRI-433C/101 Premium	42	●	●	-	●	●	●	○	●	●	●	●	-	-	-	-	
BRI-500/101 Classic	38	●	●	-	●	●	-	○ ⁽³⁾	●	●	●	●	-	-	-	-	
BRI-550 SC	38	●	●	-	●	●	●	-	●	●	●	●	-	●	-	●	
BRI-585 VC	36	●	●	-	●	●	●	-	●	●	●	●	-	●	●	-	
BRI-585C/101 Premium	36	●	●	-	●	●	●	-	●	●	●	●	-	-	-	-	
BRI-600/101 Premium	35	●	●	-	●	●	●	○	●	●	●	●	-	-	-	-	-
BRI-600/201 Premium	35	●	●	-	●	●	●	○	●	●	●	●	-	-	-	-	-
BRI-605M VC	35	●	●	-	●	●	●	○	●	●	●	●	○	●	●	-	
BRI-651/101 Classic	39	●	●	●	●	●	●	○	●	●	●	●	-	-	-	-	
BRI-651/201 Premium	39	●	●	●	●	●	●	○	●	●	●	●	-	-	-	-	
BRI-710E/201 Classic	50	●	●	●	●	●	●	-	●	●	●	●	-	-	-	-	
BRI-710/101	50	●	●	●	●	●	●	○	●	●	●	●	●	-	-	-	
BRI-860 VC	55	●	●	●	●	●	●	○	●	●	●	●	○	●	●	-	
BRI-861 VC	55	●	●	●	●	●	●	○	●	●	●	●	○	●	●	-	
BRI-862 VC	56	●	●	●	●	●	●	○	●	●	●	●	○	●	●	-	
BRI-890/111 Basic	55	●	●	●	-	●	-	○	●	●	●	●	-	-	-	-	
BRI-905 VC	56	●	●	●	●	●	●	○	●	●	●	●	○	●	●	-	
BRI-905C/101 Premium	56	●	●	●	●	●	●	○	●	●	●	●	○	-	-	-	

● = standard
○ = option

* optional

1) Hydraulic height adjustment for ironing tables optionally available.

2) All machines are connectable. Hose set optionally available.

3) Line laser

General Advantages of BRISAY

Typ	Seite	1 Heating system	2 Ironing bucks	3 Overlapping ironing	4 Insulated ironing bucks*	5 Covers for ironing bucks	6 Cover exchange function	7 Spot light*	8 Vertical adjustment of the machine ⁽¹⁾	9 Adjustable pedal	10 Construction units and components	11 Power supply ⁽²⁾	12 Grid Plates*	13 Visual fault diagnosis system	14 Remote Control (VC) 5,7"	15 Easy Control (SC) 3,5"	16 eMotion*
BRI-950 VC	53	●	●	●	●	●	●	-	●	●	●	●	○	●	●	-	
BRI-1005M VC; -1005 VC	49	●	●	●	●	●	●	○	●	●	●	●	○	●	●	-	
BRI-1005C Premium	49	●	●	●	●	●	●	○	●	●	●	●	○	-	-	-	
BRI-1005A Premium	49	●	●	●	●	●	●	○	●	●	●	●	○	-	-	-	
BRI-1105M VC, -1105 VC	49	●	●	●	●	●	●	○	●	●	●	●	○	●	●	-	
BRI-1105A Premium	49	●	●	●	●	●	●	○	●	●	●	●	○	-	-	-	
BRI-1200/101 Premium	48	●	●	●	●	●	●	○	●	●	●	●	○	-	-	-	
BRI-1220/101 Classic	46	●	●	●	●	●	●	○	●	●	●	●	○	-	-	-	
BRI-1300/101 Premium	48	●	●	●	●	●	●	○	●	●	●	●	○	-	-	-	
BRI-1810/302 Classic	54	●	●	-	-	●	-	○	●	●	●	●	-	-	-	-	
BRI-1920E/202 Classic	52	●	●	●	●	●	●	○	●	●	●	●	○	-	-	-	
BRI-1920/101 Premium	51	●	●	●	●	●	●	○	●	●	●	●	○	-	-	-	
BRI-2000 VC	50	●	●	●	●	●	●	-	●	●	●	●	○	●	●	-	
BRI-2065 SC	44, 52	●	●	-	●	●	●	-	●	●	●	●	-	●	-	●	
BRI-2068 SC	34,53,67	●	●	-	●	●	●	-	●	●	●	●	○	●	-	●	
BRI-2390/211 Basic	66	●	●	●	●	●	-	-	●	●	●	●	○	-	-	-	

● = standard
○ = option

* optional

1) Hydraulic height adjustment for ironing tables optionally available.

2) All machines are connectable. Hose set optionally available.

Fusing Machines

Continuous fusing machines							
Model	Fusing width in mm (inches)	Belt Speed in m/min (ft/min)	Compressed air ($\varnothing = 8$ mm) in bar	Electric Voltage in Volt / Hz / kW	Dimensions: L x W x H in mm (inches)	Weight in kg (lb)	Consumption: Compressed air in l/min
FM 10 C FM 10 CU FM 10 CFC	1000 (40)	1.0–12.0 (3.3–39)	6.5	3 x 400/50–60/23	4845 x 1650 x 1510 (191 x 65 x 60) ⁵⁾ 5650 x 1650 x 1510 (222 x 65 x 60) ⁶⁾	1200 (2646)	50
FM 14 C FM 14 CU FM 14 CFC	1400 (56)	1.0–12.0 (3.3–39)	6.5	3 x 400/50–60/29,5	4845 x 2050 x 1510 (191 x 81 x 60) ⁵⁾ 5650 x 2050 x 1510 (222 x 81 x 60) ⁶⁾	1430 (3153)	50
FM 14L C FM 14L CU FM 14L CFC	1400 (56)	1.0–12.0 (3.3–39)	6.5	3 x 400/50–60/42	5245 x 2050 x 1510 (206 x 81 x 60) ⁵⁾ 6050 x 2050 x 1510 (238 x 81 x 60) ⁶⁾	1500 (3307)	50
FM 16 C FM 16 CU FM 16 CFC	1600 (64)	1.0–12.0 (3.3–39)	6.5	3 x 400/50–60/48	5245 x 2250 x 1510 (206 x 89 x 60) ⁵⁾ 6050 x 2250 x 1510 (238 x 89 x 60) ⁶⁾	1600 (3527)	50
BX/BXT 600 C BX/BXT 600 CU	600 (24)	1.7–10 (5.5–34)	6.5	3 x 400/50–60/10.8	2900 x 1150 x 1500 (114 x 46 x 60)	520 (1144)	50
BX 1000 C BX 1000 CU BXT 1000 FE C/CU	1000 (40)	1.7–10 (5.5–34)	6.5	3 x 400/50–60/17.5	3600 x 1580 x 1500 (144 x 62 x 60)	670 (1474)	50
AX 450 AX 450 C	450 (18)	1.6–10 (5.4–34)	mechanical pneumatical	1 x 230/50–60/3.6	2050 (82) ²⁾ x 930 (37) ³⁾ x 604/1302 (24/52) ⁴⁾	330/370 (728/816) ¹⁾	– < 1
BH 600	600 (24)	1.0–2.5 (3.4–8.2)	6.5	3 x 400/50–60/12.5	1560 x 1060 x 1550 (62 x 42 x 61)	470 (1036)	1

AX 450: ¹⁾ with base frame/ ²⁾ without loading guide/ ³⁾ with entry table/ ⁴⁾ with and without base frame

⁵⁾ FM with short cooling station / ⁶⁾ FM with long cooling station

* Subject to alterations. All specifications have been made to the best of our knowledge, Special voltage upon request. Pictures can include optional equipment.

All standard measurements are approximate.

Fusing Machines

Pressure Values for Fusing machines		
Model and pressure system	pressure in bar	pressure in N/cm ²
AX 450	mechanical	0–33 N/cm ²
AX 450 C	pneumatical	0–43 N/cm ²
BX 600 Soft	1–6	2–44 N/cm ²
BX 600 Medium	1–6	4–49 N/cm ²
BX 1000 Soft	1–6	2–44 N/cm ²
BX 1000 Medium	1–6	4–49 N/cm ²

Options								
Model	Working Width in mm (inches)	Loading Length in mm (inches)	Air Pressure 6 bar Ø = 8 mm	Electric Voltage in Volt / Hz / kW	Dimensions: L x W x H in mm (inches)	Weight in kg (lb)	Air Consumption in l/min	Lanes
FE-L	950 (38)	3000 (120)	–	1 x 230/50–60/0.55	3130 x 1110 x 850–950 (125 x 44 x 30–38)	250 (550)	–	1
ET 4.5 / 14	450 (18)	1400 (56)	–	3 x 400/50–60/2	3130 x 1200 x 980 (125 x 48 x 39)	300 (660)	–	2
V-AST 10	1000 (40)	–	4	3 x 400/50–60/1.4/ 3 x 230/50–60/1.4	3260 x 1430 x 830–845 (130 x 57 x 33–34)	820 (1804)	45	–
V-AST 14	1400 (56)	–	4	3 x 400/50–60/1.4/ 3 x 230/50–60/1.4	3260 x 1855 x 830–845 (130 x 74 x 33–34)	920 (2024)	45	–
V-AST 16	1600 (64)	–	4	3 x 400/50–60/1.4/ 3 x 230/50–60/1.4	3260 x 2030 x 830–845 (130 x 81 x 33–34)	1050 (2310)	45	–
WR 16		–		230 V / 50-60 Hz	Winding device: 2360 x 2659 x 1565 Rewinding device: 700 x 2385 x 1045	885		

* Subject to alterations. All specifications have been made to the best of our knowledge, Special voltage upon request. Pictures can include optional equipment. All standard measurements are approximate.

Jacket and Coat / DB Underpressing

Type	Page	Connections						
		Capacity per hour pieces (approx.)	Steam 5 - 7,5 bar	Condensate max, 0.5 bar	Suction min. 120 mbar	Compressed air 6 bar	Blowing Ø = 12 mm	Voltage Volt / kW
BRI-110E/101 Classic	33	75	3/8"	3/8"	1 1/2"	8 mm / 0.31 inch	–	230V/0.15 kW
BRI-130/101 Basic	44	75	3/8"	3/8"	1 1/2"	8 mm / 0.31 inch	–	–
BRI-158/101 Basic	36	90	3/8"	3/8"	2x 1 1/2"	8 mm / 0.31 inch	–	230V/0.15 kW
BRI-160/101 Basic	37	100	3/8"	3/8"	1 1/2"	8 mm / 0.31 inch	–	–
BRI-165/101 Classic	46	80	3/8"	3/8"	1 1/2"	8 mm / 0.31 inch	–	–
BRI-165/102 Classic	46	80	3/8"	3/8"	1 1/2"	8 mm / 0.31 inch	–	–
BRI-166/101 Basic	39	70	3/8"	3/8"	1 1/2"	8 mm / 0.31 inch	–	–
BRI-170/101 Classic	43	85	3/8"	3/8"	1 1/2"	8 mm / 0.31 inch	–	–
BRI-302/201 Premium	45	75	2x3/8"	4x3/8"	4x1 1/2"	2x8 mm / 2 x 0.31 inch	–	230V/0.15 kW
BRI-370/101 Premium	33	120	3/8"	3/8"	1 1/2"	8 mm / 0.31 inch	–	230V/0.15 kW
BRI-430 VC	42	75 ³⁾	3/8"	2x3/8"	1 1/2"	8 mm / 0.31 inch	–	230V/0.15 kW
BRI-433 VC	41	35	3/8"	2x3/8"	2x1 1/2"	8 mm / 0.31 inch	–	230V/0.15 kW
BRI-433C/101 Premium	42	70	2x3/8"	2x3/8"	4x1 1/2"	12 mm / 0.47 inch	–	230V/0.15 kW
BRI-500/101 Classic	38	60	3/8"	3/8"	2x1 1/2"	8 mm / 0.31 inch	–	230V/0.15 kW
BRI-550 SC	38	85	3/8"	3/8"	1 1/2"	8 mm / 0.31 inch	–	230V/0.15 kW
BRI-585 VC	36	75	3/8"	2x3/8"	2x1 1/2"	8 mm / 0.31 inch	–	230V/0.15 kW
BRI-585C/101 Premium	36	90	2x3/8"	2x3/8"	2x1 1/2"	12 mm / 0.47 inch	1 optional	230V/0.15 kW
BRI-600/101 Premium	35	A: 85 B: 75 C: 45	1/2"	2x3/8"	2x1 1/2"	12 mm / 0.47 inch	1 optional	230V/0.15 kW
BRI-600/201 Premium	35	A: 85 B: 75 C: 45	1/2"	2x3/8"	2x1 1/2"	12 mm / 0.47 inch	1 optional	230V/0.15 kW
BRI-605M VC	35	75	2x1/2"	4x3/8"	4x1 1/2"	2x8 mm / 2 x 0.31 inch	4	230V/0.3 kW
BRI-651/101 Classic	39	85	1/2"	2x3/8"	2x1 1/2"	8 mm / 0.31 inch	1	230V/0.15 kW
BRI-1220/101 Classic	46	45 / 65 ¹⁾	2 x 1/2"	4 x 3/8"	4 x 1 1/2"	12 mm	1x	230 V / 0,5 kW
BRI-2065 SC	44	60	8	8	1 1/2"	8 mm / 0.31 inch	–	230V/0.15 kW
BRI-2068 SC	34	–	3/8"	3/8"	1 1/2"	8 mm / 0.31 inch	1	230V/0.15 kW
VEIT Uniset CN S	div.	–	–	–	–	–	–	230V/0.70 kW/50Hz

Subject to alterations. All specifications have been made to the best of our knowledge.

- 1) A: pressing only; B: insertion of plack piece & pressing; C: opening of side seams and chest darts, insertion of plack & piece pressing
 2) pair of sleeves
 3) with stacker

Jacket and Coat / DB Underpressing

Type	Dimensions		Consumption			
	L x W x H mm (inches)	Weight kg (lbs)	Steam kg/h	Suction l/min.	Compressed air l/min.	Blowing l/min.
BRI-110E/101 Classic	1500 (59.1) x 2200 (86.6) x 1600 (63) ¹⁾	130 (286.6) ¹⁾	8	700	18	–
BRI-130/101 Basic	1250 (49.2) x 600 (23.6) x 1600 (63)	65 (143.3)	6	150	1	–
BRI-158/101 Basic	1100 (43.3) x 800 (31.5) x 900 (35.4) - 1150 (45.3)	110 (244.5)	6	1200	1	–
BRI-160/101 Basic	1000 (39.4) x 600 (23.6) x 900 (35.4) - 1150 (45.3)	65 (143.3)	6	1200	1	–
BRI-165/101 Classic	1000 (39.4) x 600 (23.6) x 900 (35.4) - 1150 (45.3)	65 (143.3)	6	1200	1	–
BRI-165/102 Classic	1000 (39.4) x 600 (23.6) x 900 (35.4) - 1150 (45.3)	65 (143.3)	6	1200	1	–
BRI-166/101 Basic	1000 (39.4) x 600 (23.6) x 900 (35.4) - 1150 (45.3)	65 (143.3)	6	1200	1	–
BRI-170/101 Classic	1000 (39.4) x 600 (23.6) x 900 (35.4) - 1150 (45.3)	65 (143.3)	8	500	1	–
BRI-302/201 Premium	2 x 1750 (68.9) x 1150 (45.3) x 2100 (82.7)	350 (771.6)	26	2100	64	–
BRI-370/101 Premium	1450 (57.1) x 1200 (47.2) x 1300 (51.2)	230 (507.1)	10	500	14	–
BRI-430 VC	1590 (62.6) x 1650 (65) x 1900 (74.8)	390 (859.8)	12	900	31	–
BRI-433 VC	1110 (43.3) x 1800 (70.9) x 1900 (74.8)	400 (881.8)	12	900	49	–
BRI-433C/101 Premium	1650 (65) x 2200 (86.6) x 1800 (70.9)	800 (176.7)	27	2800	41	–
BRI-500/101 Classic	2200 (86.6) x 1000 (39.4) x 1650 (65)	350 (771.6)	13,5	900	46	–
BRI-550 SC	1400 (55.1) x 1200 (47.2) x 1600 (63)	190 (418.9)	13	1200	12	–
BRI-585 VC	1100 (43.3) x 1650 (65) x 1900 (74.8)	450 (992.1)	18	1500	39	–
BRI-585C/101 Premium	1650 (65) x 2200 (86.6) x 1800 (70.9)	820 (1807.8)	27	4000	33	98
BRI-600/101 Premium	1450 (57.1) x 1700 (66.9) x 1830 (72.1)	700 (1543.2)	32,5	3000	157	98
BRI-600/201 Premium	1450 (57.1) x 1700 (66.9) x 1830 (72.1)	700 (1543.2)	32,5	3000	157	98
BRI-605M VC	2 x 2100 (82.7) x 1950 (76.8) x 2200 (86.6)	820 (1807.8)	32	5800	143	347
BRI-651/101 Classic	1950 (76.8) x 1200 (47.2) x 2350 (92.5)	360 (793.7)	19,5	2210	24	196
BRI-1220/101 Classic	3000 x 2600 x 1900	1660	38	7200	82	208
BRI-2065 SC	1150 (45.3) x 1000 (39.4) x 1150 (45.3)	220 (485.0)	8	2000	35	277
BRI-2068 SC	1150 (45.3) x 1000 (39.4) x 1150 (45.3)	220 (485.0)	8	2000	35	277
VEIT Uniset CN S	1300 (51.2) x 810 (31.9) x 1775 (69.9)	74 (163.1)	–	–	–	–

Subject to alterations. All specifications have been made to the best of our knowledge.

1) with unloading station

Jacket and Coat / DB Finish

Type	Page	Connections						
		Capacity per hour pieces (approx.)	Steam 5–7,5 bar	Condensate max, 0,5 bar	Suction min. 120 mbar	Compressed air 6 bar	Blowing $\varnothing = 12$ mm	Voltage Volt / kW
BRI-166/101 Basic	52	70	3/8"	3/8"	1 1/2"	8 mm / 0.31 inch	–	–
BRI-710E/201 Classic	50	85	3/8"	3/8"	1 1/2"	8 mm / 0.31 inch	1x	230 V / 0.15 kW
BRI-710/101	50	85	3/8"	2 x 3/8"	2 x 1 1/2"	8 mm / 0.31 inch	2x	230 V / 0.15 kW
BRI-860 VC	55	75	3/8"	2 x 3/8"	2 x 1 1/2"	8 mm / 0.31 inch	1x	230 V / 0.15 kW
BRI-861 VC	55	75	3/8"	2 x 3/8"	2 x 1 1/2"	8 mm / 0.31 inch	1x	230 V / 0.15 kW
BRI-862 VC	56	75	3/8"	2 x 3/8"	2 x 1 1/2"	8 mm / 0.31 inch	1x	230 V / 0.15 kW
BRI-890/111 Basic	55	80	3/8"	3/8"	1 1/2"	12 mm / 0.47 inch	–	230 V / 0.15 kW
BRI-905 VC	56	75	3/8"	2 x 3/8"	2 x 1 1/2"	8 mm / 0.31 inch	1x	230 V / 0.15 kW
BRI-905C/101 Premium	56	90	2 x 3/8"	2 x 3/8"	4 x 1 1/2"	12 mm / 0.47 inch (7bar)	2x	230 V / 0.15 kW
BRI-950 VC	53	75	3/8"	3/8"	2 x 1 1/2"	8 mm / 0.31 inch	1x	230 V / 0.15 kW
BRI-1005 VC	49	75	2 x 3/8"	2 x 3/8"	2 x 1 1/2"	2 x 8 mm / 2 x 0.31 inch	2x	230 V / 0.3 kW
BRI-1005C Premium	49	90	2 x 1/2"	3/8"	4 x 1 1/2"	12 mm / 0.47 inch (7bar)	2x	230 V / 0.15 kW
BRI-1005A Premium	49	75	2 x 1/2"	3/8"	4 x 1 1/2"	12 mm / 0.47 inch (7bar)	1x	230 V / 0.15 kW
BRI-1005M VC	49	70	2 x 1/2"	4 x 3/8"	4 x 1 1/2"	2 x 8 mm / 2 x 0.31 inch	4x	230 V / 0.3 kW
BRI-1105 VC	49	75	2 x 3/8"	2 x 3/8"	2 x 1 1/2"	2 x 8 mm / 2 x 0.31 inch	2x	230 V / 0.3 kW
BRI-1105A Premium	49	75	2 x 1/2"	3/8"	4 x 1 1/2"	12 mm / 0.47 inch (7bar)	1x	230 V / 0.5 kW
BRI-1105M VC	49	70	2 x 1/2"	4 x 3/8"	4 x 1 1/2"	2 x 8 mm / 2 x 0.31 inch	4x	230 V / 0.3 kW
BRI-1200/101 Premium	48	90	2 x 1/2"	2 x 3/8"	2 x 1 1/2"	2 x 8 mm / 2 x 0.31 inch	2x	230 V / 0.15 kW
BRI-1220/101 Classic	46	45 / 65 ¹⁾	2 x 1/2"	4 x 3/8"	4 x 1 1/2"	12 mm / 0.47 inch (7bar)	1x	230 V / 0.5 kW
BRI-1300/101 Premium	48	90	2 x 1/2"	2 x 3/8"	2 x 1 1/2"	2 x 8 mm / 2 x 0.31 inch	2x	230 V / 0.15 kW
BRI-1810/302 Classic	54	85	2 x 1/2"	2 x 3/8"	2 x 1 1/2"	8 mm / 0.31 inch	2x	230 V / 0.15 kW
BRI-1920/101 Premium	51	90	3/8"	3/8"	2 x 1 1/2"	8 mm / 0.31 inch	2x	230 V / 0.15 kW
BRI-1920E/202 Classic	52	85	3/8"	3/8"	1 1/2"	8 mm / 0.31 inch	2x	230 V / 0.15 kW
BRI-2000 VC	50	–	1/2"	3/8"	2 x 1 1/2"	8 mm / 0.31 inch	2x	230 V / 0.15 kW
BRI-2065 SC	52	60	3/8"	3/8"	1 1/2"	8 mm / 0.31 inch	1x	230 V / 0.15 kW
BRI-2068 SC	53	–	3/8"	3/8"	1 1/2"	8 mm / 0.31 inch	Option	230 V / 0.15 kW
UF 30	60	60-250	1/2"	1/2"	–	–	–	220-240 V / 2 kW / 50-60 Hz
VEIT 8363 Classic	58	60-80	1/2"	1/2"	–	6 mm 1/4"	–	200-240 V / 0.92 kW / 50-60 Hz

Subject to alterations. All specifications have been made to the best of our knowledge.

1) with 2 operators

Jacket and Coat / DB Finish

Type	Dimensions		Consumption			
	L x W x H mm (inches)	Weight kg (lbs)	Steam kg/h	Suction l/min.	Compressed air l/min.	Blowing l/min.
BRI-166/101 Basic	1000 (39.4) x 600 (23.6) x 900 (35.4) - 1150 (45.3)	65 (143.3)	6	1200	1	–
BRI-710E/201 Classic	730 (28.7) x 900 (35.4) x 2450 (96.5)	120 (264.6)	19,5	810	23	196
BRI-710/101	900 (35,4) x 1400 (55.1) x 2650 (104,33)	330 (727,5)	19,5	810	9	98
BRI-860 VC	1500 (59.1) x 1660 (65.4) x 1900 (74.8)	400 (970)	12	900	49	87
BRI-861 VC	1500 (59.1) x 1660 (65.4) x 1900 (74.8)	400 (970)	12	900	49	87
BRI-862 VC	1500 (59.1) x 1660 (65.4) x 1900 (74.8)	400 (970)	12	900	49	87
BRI-890/111 Basic	860 (33.9) x 920 (36.2) x 1500 (59)	140 (308.6)	18	1100	4	1190
BRI-905 VC	1400 (55.1) x 2100 (82.7) x 1900 (74.8) ²⁾	470 (1036.2)	15,8	2000	48	87
BRI-905C/101 Premium	1650 (65) x 2200 (86.6) x 1800 (70.9)	800 (1763.7)	23	2700	34	208
BRI-950 VC	200 (78.7) x 1500 (59) x 1900 (74.8)	500 (1102.3)	15,8	2000	34	173
BRI-1005 VC	2 x 1150 (45.3) x 2040 (80.3) x 1750 (68.9)	450 (992.1)	28,5	5000	85	173
BRI-1005C Premium	2800 (110.2) x 3100 (122) x 2050 (80.7)	1300 (2866)	38	7200	81	196
BRI-1005A Premium	2500 (98.4) x 2400 (94.5) x 2050 (80.7)	1160 (2557.4)	45	7200	120	196
BRI-1005M VC	2 x 1600 (63) x 1950 (76.8) x 2200 (86.6)	600 (1322.8)	32	5800	134	323
BRI-1105 VC	2 x 1150 (45.3) x 2040 (80.3) x 1750 (68.9)	450 (992.1)	28,5	5000	85	173
BRI-1105A Premium	2500 (98.4) x 2400 (94.5) x 2050 (80.7)	1160 (2557.4)	45	7200	120	196
BRI-1105M VC	2 x 1600 (63) x 1950 (76.8) x 2200 (86.6)	600 (1322.8)	32	5800	134	323
BRI-1200/101 Premium	3135 (123.4) x 1500 (59) x 2400 (94.5)	780 (1719.6)	28,5	5000	76	173
BRI-1220/101 Classic	3000 (118.1) x 2600 (102.4) x 1900 (74.8)	1660 (3659.7)	38	7200	82	208
BRI-1300/101 Premium	3135 (123.4) x 1500 (59) x 2400 (94.5)	780 (1719.6)	28,5	5000	75	173
BRI-1810/302 Classic	2800 (110.2) x 1300 (51.2) x 1800 (70.9)	420 (925.9)	18	1100	29	1390 ¹⁾
BRI-1920/101 Premium	1250 (49.2) x 700 (27.6) x 2600 (102.4)	410 (903.9)	16,5	2850	22	185
BRI-1920E/202 Classic	830 (32.7) x 850 (336.5) x 2100 (82.7)	200 (440.9)	15	2000	15	196
BRI-2000 VC	1500 (59) x 1650 (65) x 1900 (74.8)	420 (925.9)	18	2800	59	139
BRI-2065 SC	1150 (45.3) x 1000 (39.4) x 1150 (45.3)	220 (485)	8	2000	35	277
BRI-2068 SC	1150 (45.3) x 1000 (39.4) x 1150 (45.3)	220 (485)	8	2000	35	277
UF 30	700 (27.6) x 687 (27) x 1510 (59.4)	105 (231.5) 95 (209) ⁴⁾	15 (33)	–	–	–
VEIT 8363 Classic	1005 (39.6) x 760 (29.9) x min 1570 (61.8) - max 2370 (93.3)	175 (385.8)	15 (33)	–	100	1

Subject to alterations. All specifications have been made to the best of our knowledge.

1) with all options 2) with unloading device 3) customer specific 4) with garment attachment

Jacket and Coat / DB Finish

Type	Page	Connections						
		Capacity per hour pieces	Steam 5–7,5 bar	Condensate max, 0.5 bar	Suction min. 120 mbar 1 1/2"	Compressed air 6 bar	Blowing	Voltage Volt / kW
VEIT Varioset Finish Ironing Table Premium	58	–	–	–	–	–	–	400 V / 0,55 kW / 50 Hz
VEIT Varioset Lining Ironing Station Convex / Concave Premium	57	–	–	–	–	–	–	400 V / 0,55 kW / 50 Hz

Type	Dimensions		Consumption			
	L x W x H mm	Weight kg (lbs)	Steam kg / h	Suction l / min.	Compressed air l / min.	Blowing l / min.
VEIT Varioset Finish Ironing Table Premium	1500 (59.1) x 1700 (66.9) x 1200 (47.2)	115 (253.5)	–	–	–	–
VEIT Varioset Lining Ironing Station Convex / Concave Premium	1450 (57.1) x 1500 (59.1) x 1800 (70.8)	115 (253.5)	–	–	–	–

Subject to alterations. All specifications have been made to the best of our knowledge.

Trousers

Type	Page	Connections					
		Capacity per hour pieces	Steam 5 - 7.5 bar	Condensate max, 0.5 bar	Suction min. 120 mbar 1 1/2"	Compressed air 6 bar	Voltage Volt / kW
BRI-180/101 Basic	63	110	3/8"	3/8"	1 1/2"	D = 8 mm / 0.31 inch	–
BRI-188/201 Classic	63	75	3/8"	3/8"	4 x 1 1/2"	D = 8 mm / 0.31 inch	230 V / 0.02 kW
BRI-200/101 Basic	64	150	3/8"	3/8"	1 1/2"	D = 8 mm / 0.31 inch	230 V / 0.15 kW
BRI-222 VC	65	75	2 x 1/2"	2 x 3/8"	2 x 1 1/2"	D = 12 mm / 0.47 inch	230 V / 0.04 kW
BRI-231 SC	66	60	3/8"	3/8"	1 1/2"	D = 12 mm / 0.47 inch	230 V / 0.15 kW
BRI-235 VC	66	60	3/8"	3/8"	1 1/2"	D = 12 mm / 0.47 inch	230 V / 0.15 kW
BRI-248 SC	67	125	3/8"	3/8"	1 1/2"	D = 8 mm / 0.31 inch	230 V / 0.15 kW
BRI-2068 SC	67	–	3/8"	3/8"	1 1/2"	D = 8 mm / 0.31 inch	230 V / 0.15 kW
BRI-2390/211 Basic	66	40-60	1/2"	3/8"	2"	D = 12 mm / 0.47 inch	230 V / 0.15 kW

Subject to alterations. All specifications have been made to the best of our knowledge.

Trousers

Type	Dimensions		Consumption			
	L x W x H mm (inches)	Weight kg (lbs)	Steam kg / h	Suction l / min.	Compressed air l / min.	Blowing l / min.
BRI-180/101 Basic	1250 (49.2) x 700 (27.6) x 1150 (45.3)	65 (143.3)	6	170	1	–
BRI-188/201 Classic	1750 (68.9) x 700 (27.6) x 1750 (68.9)	100 (220.5)	10	800	5	–
BRI-200/101 Basic	700 (27.6) x 800 (31.5) x 1900 (74.8)	180 (396.8)	10	500	21	–
BRI-222 VC	2260 (89) x 1945 (76.6) x 2200 (86.6)	820 (1807.8)	32	7200	92	–
BRI-231 SC	1750 (68.9) x 1060 (41.7) x 1600 (63)	250 (551.2)	12	3500	54	416
BRI-235 VC	1400 (55.1) x 1060 (41.7) x 1600 (63)	310 (683.4)	12	3500	108	416
BRI-248 SC	1520 (59.8) x 1080 (42.5) x 1600 (63)	220 (485.0)	8	3500	55	–
BRI-2068 SC	1150 (45.3) x 1000 (39.4) x 1150 (45.3)	220 (485.0)	8	2000	35	277
BRI-2390/211 Basic	900 (45.3) x 1250 (49.2) x 1880 (74.0)	320 (705.5)	18	3500	137	416

Type	Page	Dimensions		Connections
		L x W x H mm	Weight kg (lbs)	Voltage Volt / kW
VEIT Uniset S Basic Flat Top Table 130x65	62	950 (37.4) x 1500 (59.1) x 1800 (70.9)	100 (220.5)	230 V / 0.55 kW / 50/60Hz
VEIT Uniset S Basic Flat Top Table 130x65 with one swivel arm	62	950 (37.4) x 1500 (59.1) x 1800 (70.9)	110 (242.5)	230 V / 0.55 kW / 50/60Hz
VEIT Uniset S Classic Trousers Seam Ironing Table	62	650 (25.6) x 1650 (64.9) x 1850 (72.8)	90 (198.4)	230 V / 0.55 kW / 50/60Hz
VEIT Varioline S+B Classic Dress Board Table VEIT	68	550 (21.6) x 1700 (66.9) x 1700 (66.9)	105 (231.5)	230 V / 0.55 kW / 50/60Hz
VEIT Varioline S+B Classic Flat Top Table 130x65	68	950 (37.4) x 1500 (59.1) x 1700 (66.9)	115 (253.5)	230 V / 0.55 kW / 50/60Hz
VEIT Varioset S+B Premium Hip-Bow Ironing	69	650 (25.6) x 1600 (63.0) x 1700 (66.9)	115 (253.5)	400 V / 0.55 kW / 50/60Hz
VEIT Varioset S+B Premium Trousers Leg Ironing Table	69	650 (25.6) x 1900 (74.8) x 1700 (66.9)	120 (264.6)	400 V / 0.55 kW / 50/60Hz

Subject to alterations. All specifications have been made to the best of our knowledge.

BRISAY programming units

BRISAY offers a wide range of programming units from economy-priced timer controls for standard tasks to touchscreen control panels for complex ironing processes.

Colour touch display 5.7"



- › The well-established BRISAY control panel 5.7" now comes in colour and with a more intuitive approach. Fast 400 Mhz control with colour display, ethernet, USB and WLAN interface. Remote control of machine possible. 5.7" colour touch display.
- › Visual fault diagnosis system for direct monitoring of electronic components without time-consuming trouble shooting.
- › 200 programs storable
- › Tandem operation and sequenced operation possible
- › Program counter
- › 13 different languages
- › Data transfer via USB stick (e.g. for copying programs)
- › Preventive maintenance (advice for cover change, advice to change valves)
- › Error message for defective parts incl. error message history
- › Pressure adjustable in 0,1 bar steps*
- › Pressure values for distance and rapid successive opening and closing of upper buck are adjustable for all programs*
- › Password manager (access for up to 10 different users)
- › 3 sample programs pre-stored: hard, medium, soft

Colour touch display 3.5"



- › The new BRISAY control panel 3.5" now comes in colour and with a more intuitive approach. Fast processor control with colour display, ethernet, USB and WLAN interface. Remote control of machine possible. 3.5" colour touch display.
- › Visual fault diagnosis system for direct monitoring of electronic components without time-consuming trouble shooting.
- › 30 programs storable
- › Program counter
- › 13 different languages
- › Data transfer via USB stick (e.g. for copying programs)
- › Preventive maintenance (advice for cover change, advice to change valves)
- › Error message for defective parts incl. error message history
- › Pressure adjustable in 0,1 bar steps*
- › Pressure values for distance and rapid successive opening and closing of upper buck are adjustable for all programs*
- › Password manager (access for up to 10 different users)
- › 3 sample programs pre-stored: hard, medium, soft

* depending on machine type

The VEIT Group



Pressing for Excellence – Why you can rely on the VEIT Group

The VEIT Group is based in Landsberg am Lech (Germany) and is the leading manufacturer worldwide for machines and plants in the field of ironing, fusing, pressing and refinishing of garments. Our product portfolio ranges from traditional ironing tables and presses to fusing machines and also includes automated units.

VEIT Group: the story of our success

- 1956 Foundation of VEIT Group with now 14 companies in 12 countries worldwide
- 1989 Purchase of BRISAY, Aschaffenburg, with a portfolio of cutting-edge ironing machines
- 2001 Acquisition of Kannegiesser GTT in Vlotho with their internationally renowned fusing machines and shirt ironing machines
- 2003 Production and further development of Kannegiesser products through VEIT
- as of 2014 Distribution of Kannegiesser products exclusively under the VEIT brand name

Quality

For over 60 years, our customer's requirements and challenges have been our driving force to press for excellence. For decades, world famous brands in the German and international garments industry have placed confidence in the innovative, high quality products and services offered by the VEIT Group.

Efficiency

Our experts consult and partner with you in finding the best possible solution for your project needs, whether you require individual machines or a complete product line.

Service

Prompt delivery and professional installation of our machines and systems go hand in hand with premium training, through which we equip your staff with the skills necessary to achieve the highest possible production. Our service technicians are always available, around the world and around the clock, maximizing continuous production.



VEIT GmbH

Justus-von-Liebig-Str. 15
 86899 Landsberg/Lech
 Germany
 Tel. +49 (8191) 479-100
 Fax +49 (8191) 479-149
 E-Mail: info@veit.de
www.veit-group.com

Your local sales agent: